



CANADIAN
NEUROLOGICAL
SCIENCES
FEDERATION



FÉDÉRATION
DES SCIENCES
NEUROLOGIQUES
DU CANADA

54th CNSF CONGRESS

MONTREAL, QUÉBEC

SUNDAY, JUNE 16 TO WEDNESDAY, JUNE 19, 2019



Welcome to the CNSF Congress



Congress Details

The Canadian Neurological Sciences Federation hosts an annual Canadian Congress with four days of accredited scientific courses to assist our members, and others, with their Continuing Professional Development and Maintenance of Certification.

This is a collegial meeting providing multidisciplinary courses relevant to all neuroscience specialties.

2019 CNSF Congress

**Sunday, June 16th to Wednesday, June 19th Fairmont
The Queen Elizabeth Hotel
900 Rene Levesque Blvd. West
Montreal, Quebec**

Honouring its home town, Fairmont The Queen Elizabeth boasts a brand new design blending a contemporary decor with a vintage flair reminiscent of Montreal's golden years.

QUESTIONS?

Canadian Neurological Sciences Federation Membership, sponsorship, exhibiting at Congress:
143N - 8500 Macleod Trail, SE, Calgary, AB T2H 2N1 T: 403-229-9544 F: 403-229-1661
donna-irvin@cnsfederation.org

Intertask Conferences

Registration, speakers, exhibitor logistics:
275 rue Bay Street, Ottawa ON K1R 5Z5
T: 613-238-6600 F: 613-236-2727
cnsf@intertaskconferences.com

For dates and locations of past and future meetings, view our [Congress Dates](#) page

Table of Contents

Canadian
Association of
Child Neurology

Canadian
Neurological
Society

Canadian
Neurosurgical
Society

Canadian
Society of
Clinical
Neurophysiologists

Canadian
Society of
Neuroradiology

Welcome to the CNSF Congress	1
Congress Details	1
Table of Contents	2
Registration	3
Hotel Reservations	7
Congress Maps	8
Welcome to Montreal	10
Upcoming Congress Dates	11
Chair and Speaker Guidelines	12
Course Chair Guidelines	13
Speaker Guidelines	15
Congress Program	18
Calendar of Events	18
Sunday, June 16 Daily Program	19
Monday, June 17 Daily Program	35
Tuesday, June 18 Daily Program	47
Wednesday, June 19 Daily Program	61
Industry Supported Sessions	69
Saturday, June 15 Dinner Session	69
Sunday, June 16 Lunch 'n Learns/Dinner Session	70
Monday, June 17 Lunch 'n Learns	75
Tuesday, June 18 Lunch 'n Learn	78
Wednesday, June 19 Lunch 'n Learn	78
Course Notes	80
Abstracts/Prizes	80
Call for Abstracts 2019	80
2019 Presentation Formats	84
Digital Poster Construction	85
2019 Society Prizes	85
CACN Society Prizes	87
CNS Society Prizes	88
CNSS Society Prizes	89
CSCN Society Prizes	90
Abstract Supplements	91
2019 Society Prize Winners	91
Meetings & Events	93
Society & Business Meetings	93
Networking & Social Events	95
Maintenance of Certification (MOC)	98
Overall Congress Learning Objectives	98

Maintenance of Certification (MOC).....	98
Sponsors & Exhibitors	99
CNSF Sponsors.....	99
Exhibitor Information.....	100
Lunch 'n Learn Policy.....	102
Exhibit Hall	103
On-site Exhibits.....	103
Virtual Exhibit Hall.....	106
Committees	106
Board of Directors.....	106
2019 Congress Planning Committee.....	108

Registration

2019 Congress Registration

Onsite Registration & Check-In Desk for Delegates and Exhibitors

Fairmont Queen Elizabeth Hotel - Mezzanine (Between lobby level and convention level)

Saturday, June 15	19:00 – 21:00
Sunday, June 16	07:00 – 18:00
Monday, June 17	07:00 – 18:00
Tuesday, June 18	07:00 – 18:00
Wednesday, June 19	07:00 – 11:30

- **Each person attending the CNSF Congress must complete the registration process.**

This includes invited speakers, chairpersons, exhibitors/sponsors and all delegates. Eligible Course Chairs, Exhibitors/Sponsors and Speakers will receive an email with instructions and a code required to complete their registrations.

- **Registration Fees**

Registration fees are subject to applicable provincial taxes

- **Registration is only confirmed upon receipt of payment.**

Early Bird registration ends May 15, 2019, at midnight (Eastern Time).



[TOP](#)

Click on the appropriate category below to be taken into the registration system.

Full Registration	Early Bird Rates Until May 15, 2019 (Midnight ET)	Regular Rates After May 15, 2019
Member (Associate & Active)	\$790	\$925
Member (Junior/Resident)	\$250	\$250
Member (Medical Student)	\$250	\$250
Member (Retired)	\$250	\$250
Non-Member (Neurologist, Neurosurgeon,	\$1110	\$1255
Non-Member (Resident)*	\$790	\$790
Non-Member (Neuroscientist)	\$790	\$790
Non-Member (Nurse, Technologist)	\$480	\$480
Non-Member (Medical Student & Graduate Student) *	\$250	\$250
*Proof Required		
One Day Registration	Early Bird Rates Until May 15, 2019 (Midnight ET)	Regular Rates After May 15, 2019
One Day Member (Associate & Active)	\$495	\$495
One Day Member (Junior/Resident)	\$130	\$130
One Day Member (Medical Student)	\$130	\$130
One Day Member (Retired)	\$130	\$130
One Day Non-Member (Neurologist, Neurosurgeon, Neurophysiologist, MD)	\$600	\$600
One Day Non-Member (Resident) *	\$485	\$485
One Day Non-Member (Neuroscientist)	\$485	\$485
*Proof Required		
Exhibitors & Sponsors Check with your booth coordinator to see if you are entitled to receive a complimentary Exhibit Hall Only registration. Otherwise, register below:		
Additional Exhibit Hall Only	\$200	\$200
Exhibitor/Sponsor Full Registration (All Access)	\$930	\$930

[TOP](#)

Eligibility for member registration rates:

Please note that any new membership applications must be complete and must be allowed 2 weeks for processing. New memberships are not considered Active until membership dues payment has been received in the CNSF office.

The Congress registration system will not be able to recognize you as a member until this process is complete. Non- Member rates will apply unless this process has been completed in advance.

Application forms are available on each society page on the CNSF website <http://www.cnsfederation.org/>

Full Registration Includes:

- All sessions Sunday to Wednesday
- All official lunches and breaks
- Exhibitor's Reception
- Access to Course Notes

One-day Registration Includes:

- Admission to all sessions the day of your registration
- Official lunch and breaks the day of your registration
- Exhibitor's Reception (if you are registered to attend the Congress on Monday)
- Access to Course Notes

Delegate Badge Designation

- **Blue** - CNSF Members
- **Red** - CNSF Board Members
- **Bronze** - CNSF Committee Members
- **Burgundy** - Invited Guests
- **Yellow** - Speakers
- **Black/Grey** - Exhibitor/Sponsor
- **White** - Non-Member
- **Clear** - CNSF & Intertask Staff

REGISTRATION POLICIES

Payment Policy

Registration fees must be paid in full by credit card (VISA, Mastercard or American Express) at time of registration.

Membership Status

To be eligible for the member registration rates, please ensure your Canadian Neurological Society (CNS), Canadian Neurosurgical Society (CNSS), Canadian Society of Clinical Neurophysiologists (CSCN), Canadian Association of Child Neurology (CACN) or Canadian Society of Neuroradiology (CSNR) membership dues are paid in full prior to registering for the CNSF Congress.

You will be required to input your membership number as part of the registration process. **If you have just submitted your membership dues payment, please allow a few days in order for the system to recognize you as a current member.**

Members that require assistance with their membership number or verification of their membership status, can contact CNSF Membership Services by **email** or at (403) 229-9544 ext 103.

Non-Member Residents, Medical Students and Graduate Students

Proof of status must be provided within 72 hours of submitting registration. Your registration is considered incomplete until your proof of status is received and verified.

Acceptable Proof of Status:

- recent transcript;
- letter from your Program Director; OR
- active Student ID

Send your documents by email to cnsf@intertaskconferences.com

International Delegates

International delegates are expected to have their travel visa and any other documents required to leave their country and enter Canada, well in advance. The CNSF does not issue letters of invitation and cannot assist with this process. International delegates must adhere to the registration deadlines as indicated. Registration refunds are not granted due to inability to attend.

Citizenship and Immigration Canada (CIC) provides a list of countries for which visa restrictions apply, as well as all other pertinent information attendees may require before making any travel plans. International attendees should give themselves plenty of time as the entire application process can take several months. Note that visa-exempt foreign nationals (excluding U.S. citizens) must still acquire the new Electronic Travel Authorization (eTA). This can be done online via the CIC website: <https://www.canada.ca/en/immigration-refugees-citizenship/services/visit-canada.html>

Registration Cancellations/Refunds

Until May 15, 2019 (with penalty) – Registration fees are refundable less a \$75 administration fee (plus tax) for cancellation requests received by May 15, 2019. Send your request to cnsf@intertaskconferences.com.

After May 15, 2019 (non-refundable) – Registration fees and social activities are non-refundable; however, you may make a substitution within the same registration category.

Substitutions

Substitutions can be made within the same registration category. Send your request to cnsf@intertaskconferences.com, and include the replacement's name, telephone number and email address.

Photo Reproduction

The CNSF reserves the right to use any photo or video image recorded at the CNSF Annual Congress. By registering for the Congress, you hereby acknowledge and agree that CNSF may photograph you at this event, as well as use the photographs in any publication or media for future educational and promotional activities/materials, without further notification or any compensation to you.

For example, the selected images will assist in the promotion of future CNSF events and may be used in professional displays, advertisements, printed publications, and/or on the CNSF website.

You also acknowledge and agree to waive any right to inspect or approve any future educational and promotional activities/materials that may include photographs and/or videotapes of you.


Children

The CNSF Congress is a professional development conference and as such, **insurance and liability issues restrict us from allowing children in any of the Congress meeting space**; including the Exhibit hall, lecture theatres and all meeting rooms. Thank you for your compliance and your understanding.

[TOP](#)

Hotel Reservations

CNSF 2019 Congress Hotel – Montreal, QC Fairmont The Queen Elizabeth



Honouring its home town, Fairmont The Queen Elizabeth boasts a brand new design blending a contemporary decor with a vintage flair reminiscent of Montreal's golden years.

Fairmont The Queen Elizabeth offers guests outstanding comfort and attentive service. Ideally located just minutes away from all of the excitement that Montreal has to offer: shopping, dining, festivals and the historical Old Montreal.

The CNSF has secured a block of rooms for our delegates starting at \$259.00/night with multiple upgrade options available.

Hotel Reservation link is available on the last page of the Congress Registration or make your reservations "HERE"

(<https://book.passkey.com/go/cnsf2019>)

You can also contact the hotel directly at: **1-800-441-1414** and quote reference code **"cnsf2019"**.

These blocks of rooms will be available until May 15th OR until all rooms have been booked at the group rate, whichever comes first. We recommend booking your hotel as soon as your travel plans have been confirmed as we anticipate our group block selling out before the reservation deadline.

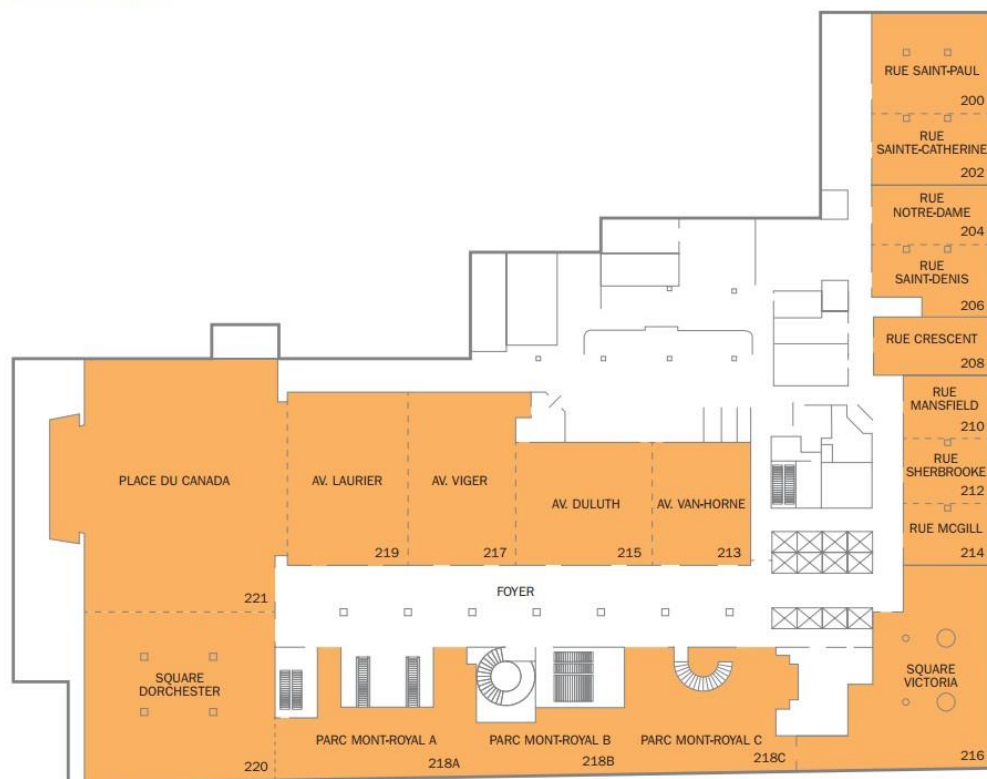


*Photo Credits – Fairmont The Queen Elizabeth

Congress Maps

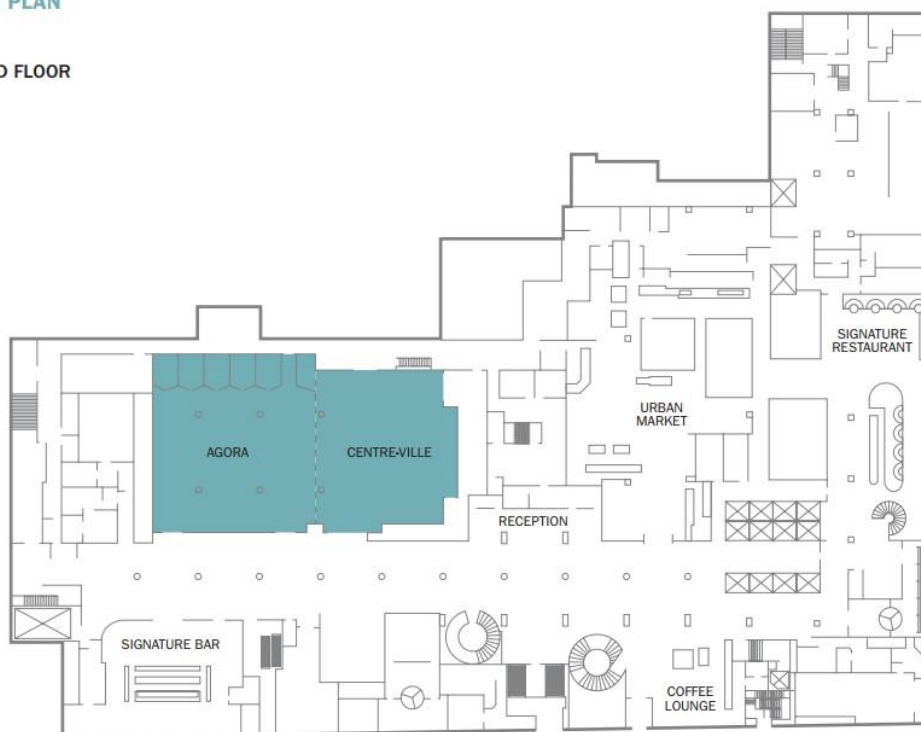
FAIRMONT THE QUEEN ELIZABETH

CONVENTION FLOOR

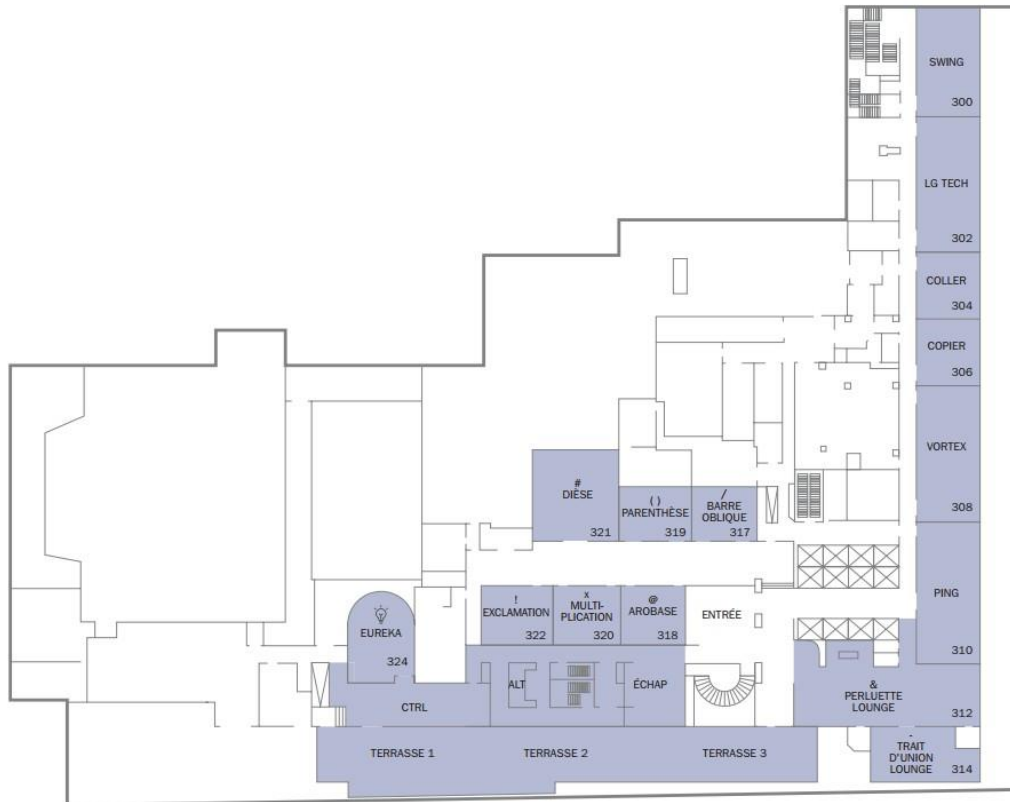


FLOOR PLAN

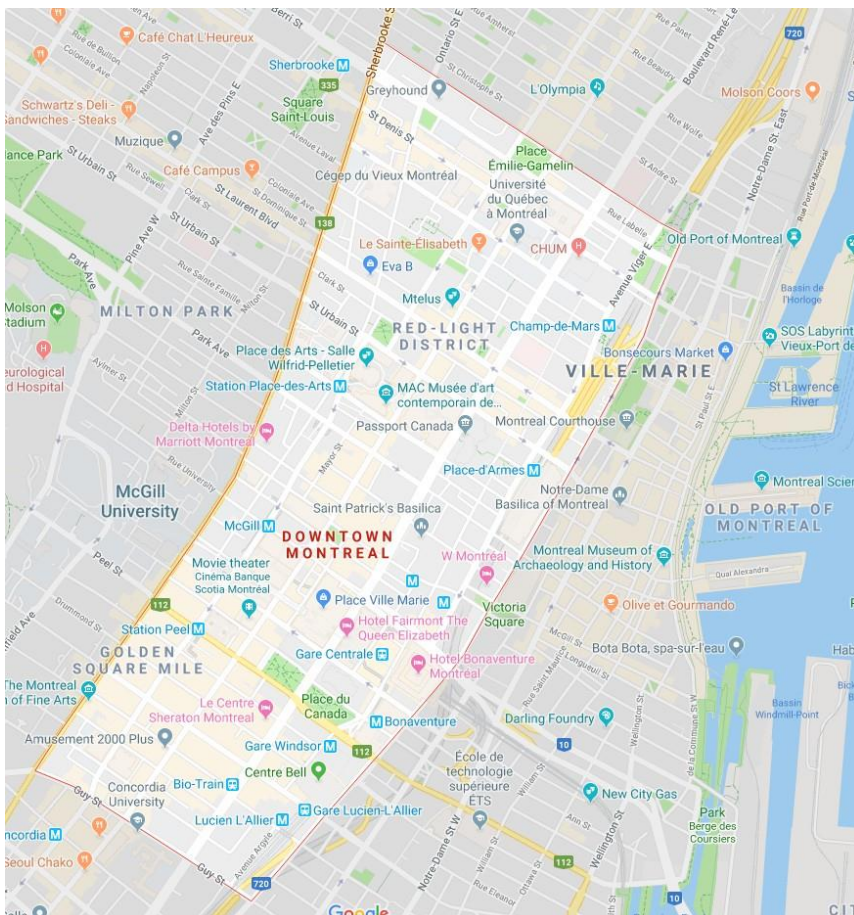
GROUND FLOOR



3RD FLOOR



Downtown Montreal



Welcome to Montreal



Photo Credit - Partenariat du Quartier des Spectacles, Martin Viau

Travel

- [Air Canada](#)
- [WESTJET](#)
- [Getting around Montreal](#)

Tourism

- [Tourism Montreal](#)
- [Tourisme Montréal: Discover your Montréal](#)
- [Ville de Montréal - Official city portal - Tourist information](#)

Things to do

- [Things to do in Montreal](#)



Photo Credit – Patrick Mainville

[TOP](#)

Upcoming Congress Dates



2020

**Sunday, June 7– Wednesday, June 10
Banff, Alberta**

2021

**Tuesday, June 15 – Friday, June 18
Toronto, Ontario**

2022

**Sunday, June 26 – Wednesday, June 29
Montreal, Quebec**

2023

**Sunday, June 4 – Wednesday, June 7
Banff, Alberta**

Past Congress Dates and Locations

- Halifax, NS June 24-27, 2018
- Victoria, BC June 20-23, 2017
- Quebec City, QC June 21-24, 2016
- Toronto, ON June 9 – 12, 2015
- Banff, AB June 3 – 6, 2014
- Montreal, QC June 11 – 14, 2013
- Ottawa, ON June 5 – 8, 2012
- Vancouver, BC June 15 – 17, 2011
- Quebec City, QC June 8 – 11, 2010
- Halifax, NS June 9 – 12, 2009
- Victoria, BC June 17 – 20, 2008
- Edmonton, AB June 19 – 22, 2007

[**TOP**](#)

Chair and Speaker Guidelines



CNSF 54th Congress, June 16-19, 2019 Montreal QC

Thank you for agreeing to participate in our Congress and share your knowledge with the wider CNSF community!

Carefully review the following important information for developing your Congress course/session. It is the responsibility of the Course Chair to communicate CNSF policies, to potential speakers.

Questions on documentation please contact:

Tricia Atkins: speakers@intertaskconferences.com 613-238-4075, ext. 277

Questions on course scientific content or focus, please contact either:

Scientific Program Chair, Alex Henri-Bhargava
at: alexhb@uvic.ca or Vice-Chair, Joe Megyesi
at: joseph.megyesi@lhsc.on.ca

Questions on Audience Response System – Guidebook Live Poll through the CNSF Event App please contact:

Nicole Rozak: nicole-rozak@cnsfederation.org 403-229-9544, ext. 104

On-Site Speaker Ready Room

Fairmont Queen Elizabeth Hotel – Rue Sherbrooke

Saturday, June 15	19:00 – 21:00
Sunday, June 16	07:00 – 19:00
Monday, June 17	07:00 – 17:00
Tuesday, June 18	07:00 – 17:00
Wednesday, June 19	07:30 – 14:00

See Complete Details for Chairs and Speakers Below

Important Dates:

You will receive an email a few weeks before each item is due; along with additional instructions if appropriate.

Please complete and submit the following forms to: speakers@intertaskconferences.com

Item	Deadline	Resource/Instructions*
Course Chair Agreement	December 21, 2018	Course Chair Agreement Reply by email that you have read and agree to the policies outlined in this document.
Speaker Contact List	January 18, 2019	Speaker Contact Template Provide contact information for each Speaker.
Course Outline: <ul style="list-style-type: none"> • Description • Objectives • Audience • Learning Level • Learning Format • CanMeds Roles • Agenda 	January 25, 2019 If full course content outline is not available, submit what is confirmed. All session information needs to be entered in order for registration to go live late February.	Course Outline Template & Sample Complete information required in the template This content is required for accreditation by the Royal College.
Speaker Presentation Guidelines	Review	Speaker Presentation Guidelines
Disclosure Form	May 13, 2019	Disclosure Form
Additional AV Requirements	May 13, 2019	
ARS – Guidebook Live Polling Request	June 7, 2019	Send ARS request to: nicole-rozak@cnsfederation.org
Course Notes (PDF)	Submit in advance but no later than 1 day prior to your session presentation for inclusion on the CNSF Congress 'Course Notes' web page, accessible by registered Congress delegates.	
Speakers' Presentation (PPT)	PowerPoint presentations need to be loaded at least 3 hours prior to course/session in the Speakers Ready Room onsite.	Speakers' Presentation and Disclosure Slide - Sample

[TOP](#)

Course Chair Guidelines

Every session must have a chair. It is preferred that Course Chairs are a member of at least one CNSF Society (CNS, CNSS, CACN, CSCN, CSNR); however the CNSF recognizes this is not always the case or in the best interests of the Congress, particularly for chairs from outside of Canada or who are not

neurosurgeons, neurologists, or neuroradiologists.

This is a volunteer position. No honorarium or expenses are paid except in special conditions listed in course budget below. Course Chairs are responsible for communicating all CNSF policies to potential speakers.

Course Overview

All courses are 2.5 hours, except the Clinical Case Studies on Sunday and Hot Topics on Wednesday which are 2 hours, with no coffee break. Morning courses will have coffee available 30 minutes prior to commencement. It is the responsibility of the course chair to maintain the course duration within the allotted time, including any time allotted for discussions / questions and answers. This is very important so that timing of Congress sessions may be coordinated smoothly

If you envision a more traditional format for your session consisting of invited speakers who each lecture on specific topics, please consider maintaining the following ratios:

Length of Session	Maximum # Speakers
1-2 hour sessions	2-3 speakers
2.5 hour sessions	up to 4 speakers

Course chairs may consider a more interactive workshop-style format, which could require more speakers. We do not want to encourage having many speakers who are all rushed to give very short talks, but if your format is best suited to a greater number of participants, please do discuss this with the program committee chair.

Additional Speakers do not have to be a member of CNSF. However, speakers who are Canadian neurosurgeons, neurologists, or neuroradiologists are encouraged to consider membership.

Each course/session room will be equipped with: a laptop, LCD projector & screen, laser pointer, microphone and speakers. Speakers requiring additional AV must inform the CNSF, by May 13, 2019 to determine if funds are available for additional requests.

If the Chair is also acting as a speaker, this person must be included within the list of speakers.

Registration

Course Chair and Speakers must register for the Congress, however, the day of their course/session is free and they will be provided with a discount to attend the remainder of the Congress.

Note: Due to the nature of the Clinical Case Study sessions, the Lunch 'n Learns and the Co-developed Symposia, there is no Congress registration discount available to their chairs and speakers. Chairs and speakers for these sessions must register for the Congress at regular rates.

Information regarding the official Congress hotel and registration details will be available in February.

Course Budget

ONLY Chairs and Speakers who are not practicing Canadian neurologists, neurosurgeons or neuroradiologists are provided economy flight and 2 nights' accommodation. Course budgets allow for ONLY one of these Speakers per Course; other special circumstances are considered such as courses

developed by individuals who are not neurologists, neurosurgeons or neuroradiologists. Requests must be made in writing to Dan Morin.

Evaluations

Courses will be evaluated by Congress delegates and CNSF CPD Auditors to ensure compliance with Royal College MOC Standards.

The CNSF will provide previous Congress Evaluation Summaries for your course, if available, in order to assist with planning. Where Evaluations are not available Chairs are encouraged to dialogue with the program committee members who were responsible for the selection of session topics.

Accreditation by the Royal College

As the Congress is accredited as a Section 1 Learning Activity with the Royal College, sessions must have at least 25% interactive content. At a minimum, this may take the form of formal question-and-answer periods during the session, which traditionally occurs within the expert lecture format. Congress attendees have strongly indicated their desire for even greater interactivity in Congress course sessions.

Some alternative presentation formats are offered for your consideration on the CNSF Congress web page under 'Chair and Speaker Information' - Audience Response System (Guidebook Live Polling) and other tips to make your lectures more interactive:

<http://congress.cnsfederation.org/congress/chairsspeakers>

SPC Chair, Dr. Alex Henri-Bhargava, would be pleased to discuss your course proposal with you at any time (alexhb@uvic.ca) To ensure the CPD event is in compliance with Royal College Standards refer to: <http://www.cnsfederation.org/cpd/toolkit>

[TOP](#)

Speaker Guidelines

Speakers must register for the Congress, however, the day they speak is free and they will be provided with a discount to attend the remainder of the Congress.

Course Notes

Are highly valued and always requested and sought after by Congress delegates. They are uploaded to our Congress 'Course Notes' web page. Your submission of Course Notes is therefore greatly appreciated!

<http://congress.cnsfederation.org/course-notes/index.php>

Course Notes Submission Instructions:

- We encourage all speakers to submit their Course notes in advance to speakers@intertaskconferences.com
- To have your Course Notes available for delegates to view in advance of your session, or during your session, please ensure that you submit them at least 1 day prior to your session presentation.
- Please submit your Course Notes in PDF.
- Save the file using your first and last name: firstname_lastname_course title.
- If there are multiple documents for one session/course, ensure to clearly identify the order in which the documents should be saved into one file
- If submitting Journal articles or other copyrighted information, it is the responsibility of the Speaker to obtain written permissions. The CNSF assumes that all materials provided have the necessary waivers.

Please keep copies of waivers on file in case of audit.

- Speaker Presentation materials can also be used instead of providing separate Course Notes.
- Submit 'Course Notes' at least 1 day prior to your session presentation to speakers@intertaskconferences.com

Speakers' Presentation

The Speakers' Presentation is the PowerPoint presentation you plan on using during your course/session.

Speaker Presentation Submission Instructions:

Please follow PowerPoint order of information as listed below.

Load your presentation in Speaker Ready Room at least 3 hours in advance of your session.

If you would like to use your 'Speaker Presentation' materials instead of providing separate Course Notes, please submit them to the Speaker Ready Room on-site at least 1 day prior to your session.

PowerPoint - Order of Information:

1. Cover Page - Title, author name and affiliations – first slide
2. Learning objectives – second slide
3. Disclosure statement – third slide ****Speakers must include a Disclosure Statement on the 3rd slide of their presentation.**
4. How to access "Audience Response System – Guidebook Live Poll" - **if utilizing this feature; see below.**
5. Course materials
6. References - if any
7. Figures - if any
8. Speakers must allow at least 20% of their presentation time for questions and feedback from the audience.
9. At the end of the Course/Session, Chairs are asked to remind the audience to fill in the Specific Course Evaluation through the link that the Secretariat has provided.

Audience Response System – Guidebook Live Polling

The CNSF can offer you the option to incorporate Live Polling "real-time" questions into your speaker presentation through the CNSF Congress Event App. Your session attendees can respond to questions in real-time from their mobile device or through a web link. **Please keep in mind that the live poll runs through a web browser.**

Guidebook Live Polling reference video: https://www.youtube.com/watch?v=ps_B7nznir8

Guidebook Live Polling reference material; Live Polling: Ask the Audience!:
<https://support.guidebook.com/hc/en-us/articles/205015160-Live-Polling-Ask-the-Audience->

If you are interested in the Audience Response System – Guidebook Live Poll through the CNSF Event App please contact: nicole-rozak@cnsfederation.org

[TOP](#)

Alternative course presentation formats:

You may want to consider whether your course lends itself to a different format than the traditional set of back-to-back lectures. Some examples of alternative formats:

1. Case-based discussions. These are held in high regard by course delegates. If your topic is particularly clinical, consider anchoring your didactic content to clinical cases to make the clinical application of your course material more immediate. Course chairs can consider encouraging their speakers to integrate an illustrative clinical case along with their talks. Course chairs can also consider developing out a single exemplary clinical case that is woven throughout all of the talks and helps to tie them together.
2. Workshop formats. Workshops allow delegates to directly manipulate the information being presented to them leading to higher knowledge retention. Examples of topics that lend themselves particularly well to workshop formats include topics on methodologies such as “critical appraisal of neurosurgical literature” or on examination techniques such as “how to perform a neuro-ophthalmological exam.” In a workshop format, didactic lectures will be complemented by breakout groups with facilitators. In the first example, the facilitators would go through the exercise of critically appraising an article with small groups of delegates. In the second example, a series of stations could be set up around the room where delegates could rotate through and practice different parts of the exam with workshop facilitators.

Tips to make your lectures more interactive

Traditional lecture formats are acceptable and may be preferred for certain topics. However, there are methods to increase interactivity within traditional lecture formats.

At the most basic level, you should ensure that your courses contain enough time set aside for questions and answers from the audience (25%). This can either take the form of a Q&A section after each individual lecture, or a panel Q&A at the end of the entire course, or both. Speakers are encouraged to trim off some of their material if they fear there will not be sufficient time for lectures. More adventurous lecturers may want to consider incorporating “real-time” questions from the audience into their talks. **Please see section on ARS- Guidebook Live Poll above.**

There are many “interactive classroom” strategies that can be employed to move beyond the standard Q&A. One of these is involving audience members to think actively about your material by interspersing quiz questions throughout your presentation. This format is particularly useful when coupled with case discussion. Such questions can occur with a simple show of hands, but incorporating the use of an audience response system where audience members can see their peers’ answers is a particularly useful strategy. **We strongly encourage you to include audience response questions into your presentations. Please consider adding slides to your presentation that include multiple choices, true/false, or other similar questions for the audience into your presentation.**

Please send any feedback regarding these tips or any questions regarding promoting interactivity in your courses to the chair of the Scientific Program Committee, Alex Henri-Bhargava (alexhb@uvic.ca)

[TOP](#)

Program - Calendar of Events



CNSF 54th CONGRESS | JUNE 15-19, 2019 | Montreal, QC | Calendar of Events as of June 1, 2019

Saturday June 15	Monday June 17	Tuesday June 18	Wednesday June 19
<p>5:00 PM to 8:00 PM DINNER SESSION</p> <ul style="list-style-type: none"> A New Era in the Diagnosis and Management of Rare Neurological Disease 	<p>7:00 AM to 8:00 AM <input type="checkbox"/> CSCN EEG Section Meeting</p> <p>8:00 AM to 12:00 NOON GRAND PLENARY</p> <p>CSNR – Terbrugge Lecture: Donatella Tampieri - Hyperacute Stroke Organization: does one organizational model fit all hospital realities?</p> <p>CNS – Richardson Lecture: David Dodick – Migraine: Circa 2019</p> <p>CSCN – Gloor Lecture: Donald Sanders - Development of a Treatment Guidance Statement for Myasthenia Gravis</p> <p>CACN – Tibbles Lecture: Adam Kirton - Modulating Neurodevelopmental Trajectories to Enable Children with Perinatal Brain Injury</p> <p>CNSS – Penfield Lecture: Nalin Gupta - Correction of Genetic Diseases of the Central Nervous System: Early Steps</p> <p>Society Prize Winners: present during Grand Plenary</p> <p>12:15 PM to 1:45 PM LUNCH 'n LEARNS</p> <ul style="list-style-type: none"> Clinical Management of MABs in Real Life Getting Under the Skin: Subcutaneous Immunoglobulin in CIDP Shifting Paradigms in Pediatric Neurology: Focus on SMA and MS <p>12:15 PM to 1:45 PM <input type="checkbox"/> CNSS AGM <input type="checkbox"/> CSNR AGM</p> <p>2:00 PM to 4:30 PM COURSES</p> <ul style="list-style-type: none"> Pituitary Tumours INPH: Sorting Through Assessment and Treatment Huntington Disease: The Dawn of a New Era in Neurodegenerative Disorders Stroke Prevention - Beyond the Usual Suspects New Developments in Neurocognitive Disorders <p>4:30 PM <input type="checkbox"/> CNS AGM <input type="checkbox"/> CSCN EMG Section Meeting</p> <p>4:30 PM to 6:30 PM Exhibitors' Reception</p> <p>7:00 PM Society Dinners: CACN, CNSS, CSNR</p>	<p>6:30 AM to 8:00 AM <input type="checkbox"/> Journal Board Meeting</p> <p>8:00 AM to 10:30 AM SOCIETY DAY AM COURSES</p> <p>Child Neurology (CACN) Day: Pediatric Translational Neuroscience</p> <p>Neurophysiology (CSCN) Day: <input type="checkbox"/> EEG: Focal Epilepsies and Epileptic Encephalopathies</p> <p>Neurology (CNS) Day: <input type="checkbox"/> What's New in Headache?</p> <p>Neuroradiology (CSNR) Day: <input type="checkbox"/> Emergency Neuroradiology: everything you need to know!</p> <p>Neurosurgery (CNSS) Day: <input type="checkbox"/> MIS Spine <input type="checkbox"/> Surgical Education and Innovative Teaching Methods</p> <p>10:45 AM to 11:45 AM POSTER MODERATED SESSIONS</p> <p>12:00 Noon to 1:30 PM LUNCH 'n LEARN</p> <ul style="list-style-type: none"> <input type="checkbox"/> Laser Ablation <p>12:00 Noon to 1:30 PM <input type="checkbox"/> Lunch in the Exhibit Hall</p> <p>1:45 PM to 4:15 PM SOCIETY DAY PM COURSES</p> <p>Child Neurology (CACN) Day: <input type="checkbox"/> Pediatric Translational Neuroscience</p> <p>Neurophysiology (CSCN) Day: <input type="checkbox"/> EMG in Everyday Practice</p> <p>Neurology (CNS) Day: <input type="checkbox"/> An Update in CNS Demyelinating Diseases</p> <p>Neurosurgery (CNSS) Day: <input type="checkbox"/> Innovation and Technology in Neurosurgery <input type="checkbox"/> Multidisciplinary Neurovascular Treatment: Technical Advances, Program Development, and Future Training Expectations</p> <p>4:15 PM to 6:30 PM Wine and Cheese in Exhibit Hall</p> <p>4:30 PM to 6:00 PM <input type="checkbox"/> CACN AGM <input type="checkbox"/> CSCN AGM</p>	<p>8:00 AM to 9:00 AM CHAIRS' SELECT ABSTRACTS</p> <ul style="list-style-type: none"> CNS/CSCN, CACN/ CSCN, CNSS/CSNR - Selected as part of abstract review process <p>9:00 AM to 10:00 AM POSTER MODERATED SESSIONS</p> <p>10:00 AM to 12:00 Noon HOT TOPIC COURSES</p> <p>Hot Topics in Neurology:</p> <ul style="list-style-type: none"> International Neurology <p>Hot Topics in Neurosurgery:</p> <ul style="list-style-type: none"> How Do Novel Neurosurgical Interventions Get Adopted? <p>Hot Topics in Child Neurology:</p> <ul style="list-style-type: none"> Technology in Pediatric Neurology <p>Hot Topics in Clinical Neurophysiology:</p> <ul style="list-style-type: none"> Neuromuscular <p>Hot Topics in Neuroradiology:</p> <ul style="list-style-type: none"> Inflammatory Amyloid Angiopathy Spectrum/ Update on Glymphatics <p>12:00 Noon to 1:15 PM <input type="checkbox"/> Lunch in Exhibit Hall</p> <p>12:00 Noon to 1:15 PM LUNCH 'n LEARN</p> <ul style="list-style-type: none"> Advancing Understanding of New Therapeutic Options in ALS Management and the Patient Journey <p>1:15 PM to 3:15 PM GRAND ROUNDS</p>
<p>Sunday June 16</p> <p>8:30 AM to 11:00 AM COURSES</p> <ul style="list-style-type: none"> Modern Imaging is Critical to Managing Patients with Acute Stroke Advanced Monitoring in the Neurocritical Care Patient High-grade Gliomas Throughout the Lifespan - Pediatrics Neurology Residents' Course: Epilepsy Neurosurgery Residents' Course: Congenital Malformations <p>11:15 AM to 12:15 PM POSTER MODERATED SESSIONS</p> <p>12:30 PM to 2:00 PM LUNCH 'n LEARNS</p> <ul style="list-style-type: none"> Awake Craniotomy Utilizing Higher Cortical and Subcortical Mapping; A Canadian Perspective from Over 500 Cases From Trial to Treatment: Uncovering Real-world Learnings in Epilepsy Management Hereditary ATTR Amyloidosis - A "can't miss" Diagnosis <p>2:00 PM to 4:30 PM COURSES</p> <ul style="list-style-type: none"> Technology in Medical Imaging Challenges in TBI Management High-grade Gliomas Throughout the Lifespan - Adult Neurology Residents' Course: Epilepsy Neurosurgery Residents' Course: Pediatric Neurosurgery <p>4:30 PM to 5:30 PM <input type="checkbox"/> SPC/PDC Meeting</p> <p>5:30 PM to 7:30 PM CLINICAL CASE STUDIES (CCS)</p> <ul style="list-style-type: none"> Neuromuscular Epilepsy Video Session Neurosurgery - Fireside Chat Active Management of Complex Issues in Movement Disorders Women's Health and Migraine Case Based Neuroradiology Review <p>7:30 PM Residents' and Faculty Social</p> <p>8:00 PM to 9:30 PM DINNER SESSION</p> <p>From Diagnosis and Beyond: A New Era of Treatment Possibilities for Patients with Rare Neuropathies</p>			

Program - Sunday, June 16



DAILY PROGRAM: [Sunday](#) | [Monday](#) | [Tuesday](#) | [Wednesday](#) |

Sunday, June 16 Daily Program

[TOP](#)

As courses are developed content will be added. Click on the course title to view the details.

Morning coffee available at 08:00 and again at 11:00 in [Square Victoria](#)

Afternoon courses run from 2:00 - 4:30 and do not include a coffee break

Sunday, June 16	8:30 AM to 11:00 AM	Courses
		Modern Imaging is Critical to Managing Patients with Acute Stroke »
		Advanced Monitoring in the Neurocritical Care Patient »
		High-grade Gliomas Throughout the Lifespan: Pediatrics »
	8:30 AM to 11:00 AM	Resident Courses
		Neurology Residents: Epilepsy »
		Neurosurgery Residents: Congenital Malformations »
	11:15 AM to 12:15 PM	Sunday Poster Moderated Sessions
	2:00 PM to 4:30 PM	Courses
		Technology in Medical Imaging »
		Artificial Intelligence, Machine Learning and Pushing Imaging Boundaries
		Challenges in TBI Management »
	2:00 PM to 4:30 PM	High-Grade Gliomas Throughout the Lifespan: Adult »
		Resident Courses
		Neurology Residents: Epilepsy »
	4:30 PM to 5:30 PM	Neurosurgery Residents: Pediatric Neurosurgery »
		SPC/PDC Meeting

	<table><tr><td rowspan="7">5:30 PM to 7:30 PM</td><td>Clinical Case Studies</td></tr><tr><td>Neuromuscular »</td></tr><tr><td>Epilepsy Video Session »</td></tr><tr><td>Neurosurgery: Fireside Chat »</td></tr><tr><td>Active Management of Complex Issues in Movement Disorders »</td></tr><tr><td>Women’s Health and Migraine »</td></tr><tr><td>Case Based Neuroradiology Review »</td></tr><tr><td>7:30 PM to 9:00 PM</td><td>Residents’ and Faculty Social</td></tr></table>	5:30 PM to 7:30 PM	Clinical Case Studies	Neuromuscular »	Epilepsy Video Session »	Neurosurgery: Fireside Chat »	Active Management of Complex Issues in Movement Disorders »	Women’s Health and Migraine »	Case Based Neuroradiology Review »	7:30 PM to 9:00 PM	Residents’ and Faculty Social
5:30 PM to 7:30 PM	Clinical Case Studies										
	Neuromuscular »										
	Epilepsy Video Session »										
	Neurosurgery: Fireside Chat »										
	Active Management of Complex Issues in Movement Disorders »										
	Women’s Health and Migraine »										
	Case Based Neuroradiology Review »										
7:30 PM to 9:00 PM	Residents’ and Faculty Social										
Course	Modern Imaging is Critical to Managing Patients with Acute Stroke »										
8:30 AM to 11:00 AM	<p>Chair: Karel Terbrugge</p> <p>Course Description: Significant developments have occurred in the past few years with respect to acute stroke management. These changes were based on the results of multiple randomized trials carried out in Canada and around the world. These changes have resulted in dramatically improved clinical outcome. As the clinical experience is growing additional inclusion criteria for active intervention have now been proposed based on sophisticated imaging techniques.</p> <p>By the end of this course participants will be able to:</p> <ul style="list-style-type: none">• Appreciate the role sophisticated imaging is playing in patient selection for acute stroke interventions• Be familiar with new imaging criteria that allow for acute stroke treatment to be performed not simply based on the time criteria• Appreciate the fact that the cause of certain types of stroke can now be identified by imaging of the involved vessel wall• Be familiar with the imaging findings of the most common stroke mimicking conditions <p>Audience: Neurologist, Neurosurgeon, Neuroradiologist, Resident, Fellow, Nurses with interest in topic, Patient advocates</p> <p>Learning Level: Basic (Resident, New Information), Intermediate (Practicing Physician), Advanced (special interest, Higher Level Discussion)</p> <p>Learning Format: Lecture - plenary method, question and answer sessions</p> <p>CanMEDs Roles: Medical Expert, Scholar, Communicator, Collaborator, Leader, Health Advocate, Professional</p> <p>Agenda:</p>										
	<table><tr><th>Start Time</th><th>Presentation Title</th><th>Name of Presenter</th></tr><tr><td>08.30 - 09.00</td><td>Time versus imaging, new indications for acute stroke treatment</td><td>Patrick Nicholson</td></tr><tr><td>09.00 - 09.10</td><td>Discussion and audience participation</td><td></td></tr></table>	Start Time	Presentation Title	Name of Presenter	08.30 - 09.00	Time versus imaging, new indications for acute stroke treatment	Patrick Nicholson	09.00 - 09.10	Discussion and audience participation		
Start Time	Presentation Title	Name of Presenter									
08.30 - 09.00	Time versus imaging, new indications for acute stroke treatment	Patrick Nicholson									
09.00 - 09.10	Discussion and audience participation										

	<table><tr><td>09.10 - 09.30</td><td>Role of software programs in managing stroke</td><td>Donatella Tampieri</td></tr><tr><td>09.30 - 09.40</td><td>Discussion and audience participation</td><td></td></tr><tr><td>09.40 - 10.10</td><td>Role of vessel wall imaging in stroke</td><td>Karel ter Brugge</td></tr><tr><td>10.10 - 10.20</td><td>Discussion and audience participation</td><td></td></tr><tr><td>10.20 - 10.50</td><td>Recognizing Stroke Mimicking Conditions, Role of Imaging</td><td>Laurent Letourneau</td></tr><tr><td>10.50 - 11.00</td><td>Discussion and audience participation</td><td></td></tr></table>	09.10 - 09.30	Role of software programs in managing stroke	Donatella Tampieri	09.30 - 09.40	Discussion and audience participation		09.40 - 10.10	Role of vessel wall imaging in stroke	Karel ter Brugge	10.10 - 10.20	Discussion and audience participation		10.20 - 10.50	Recognizing Stroke Mimicking Conditions, Role of Imaging	Laurent Letourneau	10.50 - 11.00	Discussion and audience participation				
09.10 - 09.30	Role of software programs in managing stroke	Donatella Tampieri																				
09.30 - 09.40	Discussion and audience participation																					
09.40 - 10.10	Role of vessel wall imaging in stroke	Karel ter Brugge																				
10.10 - 10.20	Discussion and audience participation																					
10.20 - 10.50	Recognizing Stroke Mimicking Conditions, Role of Imaging	Laurent Letourneau																				
10.50 - 11.00	Discussion and audience participation																					
	Sunday, June 16 Daily Program																					
Course	Advanced Monitoring in the Neurocritical Care Patient »																					
8:30 AM to 11:00 AM	Chair: Clare Gallagher																					
	Course Description: This course will present the use of advanced monitoring for neurocritical care in both adults and pediatrics. A review of invasive monitoring as well as data analysis of available monitors already in use in most ICU settings will be undertaken. Case studies will be presented.																					
	By the end of this course participants will be able to: <ul style="list-style-type: none">• Interpret advanced neuromonitoring data• Determine when monitoring is useful• Audience: Neurologist – Adult, Child Neurologist, Neurosurgeon, Resident, Fellow																					
	Audience: Neurologist – Adult, Child Neurologist, Neurosurgeon, Resident, Fellow																					
	Learning Level: Basic (Resident, New Information), Intermediate (Practicing Physician), Advanced (special interest, Higher Level Discussion)																					
	Learning Format: Case studies, discussion group/ peer exchange/ user groups, lecture/plenary method, question and answer sessions, seminar																					
	CanMEDs Roles: Medical Expert, Scholar, Collaborator																					
	Agenda:																					
	<table><tr><th>Start Time</th><th>Presentation Title</th><th>Name of Presenter</th></tr><tr><td>8:25</td><td>Invasive Neuromonitoring</td><td>Phillippe Couillard</td></tr><tr><td>8:50</td><td>Use of PRx in the ICU</td><td>Mypinder Sekhon</td></tr><tr><td>9:15</td><td>Timely detection of seizures in the ICU</td><td>Rishi Lalgudi-Ganesan</td></tr><tr><td>9:40</td><td>Short Break</td><td></td></tr><tr><td>9:50</td><td>What does Microdialysis tell us?</td><td>Clare Gallagher</td></tr><tr><td>10:15</td><td>Case Studies</td><td>All of Above</td></tr></table>	Start Time	Presentation Title	Name of Presenter	8:25	Invasive Neuromonitoring	Phillippe Couillard	8:50	Use of PRx in the ICU	Mypinder Sekhon	9:15	Timely detection of seizures in the ICU	Rishi Lalgudi-Ganesan	9:40	Short Break		9:50	What does Microdialysis tell us?	Clare Gallagher	10:15	Case Studies	All of Above
Start Time	Presentation Title	Name of Presenter																				
8:25	Invasive Neuromonitoring	Phillippe Couillard																				
8:50	Use of PRx in the ICU	Mypinder Sekhon																				
9:15	Timely detection of seizures in the ICU	Rishi Lalgudi-Ganesan																				
9:40	Short Break																					
9:50	What does Microdialysis tell us?	Clare Gallagher																				
10:15	Case Studies	All of Above																				
	Sunday, June 16 Daily Program																					

Course	High-grade Gliomas Throughout the Lifespan: Pediatrics »																					
8:30 AM to 11:00 AM	Chair: David Eisenstat, Joseph Megyesi																					
	Course Description: This course will provide the participants with the current standard of care and advances regarding the biology, diagnosis, investigation and management of newly diagnosed and recurrent high grade gliomas in children and adults. There will be updates regarding the latest knowledge in tumour genetics and biology, pathology, surgery, radiation, chemotherapy and other systemic therapies for these malignant brain tumours.																					
	By the end of this course participants will be able to: <ul style="list-style-type: none">• Explain the impact of histone H3 mutations on the diagnosis and prognosis of pediatric midline gliomas and diffuse intrinsic pontine gliomas.• Identify how advances in surgery and radiation therapy and the principles of precision medicine can be applied to high grade gliomas.• Integrate the updates of the World Health Organization (WHO) Classification of Tumours of the Central Nervous System to the diagnosis of high grade gliomas in children and adults.• Assess the current standard of care for treatment of high grade gliomas and compare challenges in the treatment of recurrent disease.																					
	Audience: Adult, Child Neurologist, Neurosurgeon, Neuroradiologist, Neurophysiologist, Resident, Fellow, Nurses with interest in topic.																					
	Other: Neuropathologist, Pediatric Hematologist/Oncologist, Medical Oncologist, Radiation Oncologist																					
	Learning Level: Basic (Resident, New Information), Intermediate (Practicing Physician), Advanced (special interest, Higher Level Discussion)																					
	Learning Format: Audience response systems, case studies, forum/panels, lecture/plenary method, question and answer sessions																					
	CanMEDs Roles: Medical Expert, Scholar, Communicator, Collaborator, Health Advocate, Professional																					
	Agenda:																					
	<table><tr><th>Start Time</th><th>Presentation Title</th><th>Name of Presenter</th></tr><tr><td>8:30 – 8:35 am</td><td>Course introduction</td><td>David Eisenstat Joseph Megyesi</td></tr><tr><td>8:35 – 9:05 am</td><td>Pathology & molecular genetics of pediatric high grade gliomas (pHGG)</td><td>Cynthia Hawkins</td></tr><tr><td>9:05 – 9:35 am</td><td>How can understanding the genetic and epigenetic basis of pHGG inform future therapy?</td><td>Nada Jabado</td></tr><tr><td>9:35 – 10:00 am</td><td>Current and future clinical trials for pHGG</td><td>David Eisenstat</td></tr><tr><td>10:00 -10:30 am</td><td>Pathology & molecular genetics of adult high grade gliomas</td><td>Jeff Joseph</td></tr><tr><td>10:30 – 11:00 am</td><td>Surgical advances in the diagnosis and management of HGG in adults</td><td>Brian Toyota</td></tr></table>	Start Time	Presentation Title	Name of Presenter	8:30 – 8:35 am	Course introduction	David Eisenstat Joseph Megyesi	8:35 – 9:05 am	Pathology & molecular genetics of pediatric high grade gliomas (pHGG)	Cynthia Hawkins	9:05 – 9:35 am	How can understanding the genetic and epigenetic basis of pHGG inform future therapy?	Nada Jabado	9:35 – 10:00 am	Current and future clinical trials for pHGG	David Eisenstat	10:00 -10:30 am	Pathology & molecular genetics of adult high grade gliomas	Jeff Joseph	10:30 – 11:00 am	Surgical advances in the diagnosis and management of HGG in adults	Brian Toyota
Start Time	Presentation Title	Name of Presenter																				
8:30 – 8:35 am	Course introduction	David Eisenstat Joseph Megyesi																				
8:35 – 9:05 am	Pathology & molecular genetics of pediatric high grade gliomas (pHGG)	Cynthia Hawkins																				
9:05 – 9:35 am	How can understanding the genetic and epigenetic basis of pHGG inform future therapy?	Nada Jabado																				
9:35 – 10:00 am	Current and future clinical trials for pHGG	David Eisenstat																				
10:00 -10:30 am	Pathology & molecular genetics of adult high grade gliomas	Jeff Joseph																				
10:30 – 11:00 am	Surgical advances in the diagnosis and management of HGG in adults	Brian Toyota																				
	Sunday, June 16 Daily Program																					

Resident Course	Neurology Residents: Epilepsy »														
8:30 AM to 11:00 AM	Chair: Mark Keezer, Kristin Ikeda														
	Course Description: A review of management of epilepsy for adult and pediatric neurology residents. The course will include case-based approaches to second line medical/pharmacological management, neurocritical care monitoring and pediatric epilepsy syndromes. Challenging epilepsy populations such as patients with tuberous sclerosis complex and women in epilepsy will be covered.														
	By the end of this course participants will be able to: <ul style="list-style-type: none">• Review of select pediatric epilepsy syndromes, cortical malformations and tuberous sclerosis complex management• Describe issues around management of women in epilepsy• An approach to second line AEDs• Neurocritical care monitoring in Epilepsy														
	Audience: Neurologist – Adult, Child Neurologist, Neurosurgeon, Neuroradiologist, Resident, Fellow, Nurses with interest in topic														
	Learning Level: Basic (Resident, New Information), Intermediate (Practicing Physician), Advanced (special interest, Higher Level Discussion)														
	Learning Format: Audience response systems, case studies, forum/panels, lecture/plenary method, question and answer sessions														
	CanMEDs Roles: Medical Expert, Scholar, Communicator, Collaborator, Leader, Health Advocate, Professional														
	Agenda:														
	<table><thead><tr><th>Start Time</th><th>Presentation Title</th><th>Name of Presenter</th></tr></thead><tbody><tr><td>8:30 AM</td><td>What to do when first line treatment is ineffective – A Case based approach</td><td>Tad Fantaneanu</td></tr><tr><td>9:15 AM</td><td>Cortical Malformations/Imaging in Epilepsy</td><td>Andrea Bernasconi</td></tr><tr><td>10:15 AM</td><td>Select Pediatric Epilepsy Syndromes</td><td>Anita Datta</td></tr></tbody></table>			Start Time	Presentation Title	Name of Presenter	8:30 AM	What to do when first line treatment is ineffective – A Case based approach	Tad Fantaneanu	9:15 AM	Cortical Malformations/Imaging in Epilepsy	Andrea Bernasconi	10:15 AM	Select Pediatric Epilepsy Syndromes	Anita Datta
Start Time	Presentation Title	Name of Presenter													
8:30 AM	What to do when first line treatment is ineffective – A Case based approach	Tad Fantaneanu													
9:15 AM	Cortical Malformations/Imaging in Epilepsy	Andrea Bernasconi													
10:15 AM	Select Pediatric Epilepsy Syndromes	Anita Datta													
	Sunday, June 16 Daily Program														
Resident Course	Neurosurgery Residents: Congenital Malformations »														
8:30 AM to 11:00 AM	Co-Chairs: Jay Riva-Cambrin, Michael Taccone, Matthew Eagles														
	Course Description: This resident review course will aim to discuss common congenital malformations and epilepsy syndromes that may be encountered by pediatric neurosurgeons. It will seek to prepare the course attendees for material that they should expect to see on their Royal College examination on these topics.														
	By the end of this course participants will be able to: <ul style="list-style-type: none">• Understand the epidemiology, pathophysiology, and management of spinal dysraphism• Understand the epidemiology, pathophysiology, and management of craniosynostosis														

- Understand the epidemiology, pathophysiology, and surgical indications, management of pediatric epilepsy

Audience: Neurosurgeon, Resident, Fellow

Learning Level: Basic (Resident, New Information)

Learning Format: Didactic lectures

CanMEDs Roles: Medical Expert, Scholar, Collaborator, Leader, Health Advocate

Agenda:

Start Time	Presentation Title	Name of Presenter
8:30	Introduction to course	Course chairs
8:45	Spinal Dysraphism	Nalin Gupta
9:30	Craniosynostosis	Simon Walling
10:15	Pediatric Epilepsy Surgery	George Ibrahim

[Sunday, June 16 Daily Program](#)

Poster Sessions

Sunday Poster Moderated Sessions »

[ABSTRACTS: 54th Annual Congress of the Canadian Neurological Sciences Federation](#)

11:15 AM
to
12:15 PM

Session#	Date	Time	Room	Session Name
PS1	Sun, June 16	11:15 - 12:15	Poster Station 1	Epilepsy 1 - Child
Moderator: Cecil Hahn P.042 Safety and efficacy of stereoelectroencephalography in pediatric epilepsy surgery P.043 Cannabis treatment in children with epilepsy: practices and attitudes of neurologists in Canada P.044 Quality of life in children with epilepsy treated with the low glycemic index diet – a pilot study P.050 Epilepsy phenotypes in patients with Sotos syndrome P.052 Benign spasms of infancy - a mimicker of infantile epileptic disorders P.049 Quality of life in children with absence epilepsy P.047 The importance of assessing mental health in transition-aged adolescents with epilepsy P.055 A clinical pathway of combined EEG monitoring in high-risk critically ill neonates				
PS2	Sun, June 16	11:15 - 12:15	Poster Station 2	Neuromuscular 1 - Neuropathies and ALS
Moderator: Fraser Moore P.081 Critical illness neuropathy and clinical correlates in severely burned patients P.027				

Incidence of amyotrophic lateral sclerosis in Newfoundland and Labrador

[P.024](#)

Long-term use of patisiran in patients with hereditary transthyretin amyloidosis (hATTR): 12 month efficacy & safety data from a global open label extension (OLE) study

[P.025](#)

APOLLO, a phase 3 study of patisiran for the treatment of hereditary transthyretin amyloidosis (hATTR): 18-month safety and efficacy in subgroup with cardiac involvement

PS3	Sun, June 16	11:15 - 12:15	Poster Station 3	Neuro-Oncology 1
------------	-------------------------	--------------------------	-----------------------------	-------------------------

Moderator: Joseph Megyesi

[P.020](#)

Avelumab in newly diagnosed glioblastoma multiforme-the SEJ study

[P.092](#)

The effect of the timing of surgery on outcomes for incidental low-grade gliomas: a systematic review

[P.094](#)

Incorporating Navigated Transcranial Magnetic Stimulation (nTMS) into the neurosurgical practice: oncological, vascular and research potentials

[P.097](#)

Metabolomic and lipidomic profiling of high and low grade gliomas - a matched serum and tissue clinical study

[P.098](#)

Novalis Certification of stereotactic radiosurgery programs: methodology and current status

[P.099](#)

Integrating DNA methylation profiling in brain tumour diagnosis directly changes patient oncological care

PS4	Sun, June 16	11:15 - 12:15	Poster Station 4	Movement Disorders - Neurology and Functional Neurosurgery
------------	-------------------------	--------------------------	-----------------------------	---

Moderator: Alexandre Henri-Bhargava

[P.013](#)

Needs assessment of rural telemedicine care for Parkinson disease in British Columbia

[P.015](#)

Long-term progression and prognosis in different subtypes of Parkinson's disease: validation of a new multi-domain subtyping method

[P.014](#)

OnabotulinumtoxinA-treated cervical dystonia patients report improvements in health-related quality of life in a prospective, observational study: POSTURE

[P.012](#)

Bilateral pallidal deep brain stimulation in a patient with chorea-acanthocytosis

[P.087](#)

The influence of disease lateralization in Parkinson's Disease on tractography in DBS patients

[P.053](#)

Whole-genome sequencing identified a frameshift mutation at LMNB1 in a family with early-onset dystonia

PS5	Sun, June 16	11:15 - 12:15	Poster Station 5	Stroke - Adult and Child
------------	-------------------------	--------------------------	-----------------------------	---------------------------------

Moderator: Michael Hill

[P.033](#)

Awareness and knowledge of stroke and heart disease:a follow-up study of the Chinese-Canadian cardiovascular health project

[P.035](#)

Impact of a telestroke system on acute ischemic stroke patient outcomes and thrombolysis rates

[P.036](#)

Stroke in people with Down Syndrome : a retrospective study

[P.037](#)

Keeping track of time: emphasizing symptom onset-to-hospital time in stroke care

[P.038](#)

Bilateral carotid thrombi and cerebral infarction as a manifestation of heparin-induced thrombocytopenia with normal platelet count: a case report

[P.115](#)

Saskatchewan experience with mechanical thrombectomy under general anaesthesia

[P.070](#)

Thrombolysis without large vessel occlusion in a child with acute arterial ischemic stroke

PS6 **Sun, June 16** **11:15 - 12:15** **Poster Station 6** **Neuroimaging**

Moderator: Laila Alshafai

[P.058](#)

Tuberous sclerosis complex associated intracranial abnormalities identified in utero via antenatal ultrasound

[P.059](#)

Brachial plexus enhancement in acute flaccid myelitis: A novel radiographic finding

[P.083](#)

Radiology reporting of low-grade glioma growth underestimates tumor expansion

[P.104](#)

The diagnostic value of the nerve root sedimentation sign for symptomatic lumbar stenosis

PS7 **Sun, June 16** **11:15 - 12:15** **Poster Station 7** **Childhood Leukodystrophies**

Moderator: Aleksandra Mineyko

[P.075](#)

Clinical spectrum of POLR3-related leukodystrophy caused by biallelic POLR1C pathogenic variants

[P.071](#)

Clinical and demographic predictors of stress in parents of children with genetically determined leukoencephalopathies

[P.079](#)

4H leukodystrophy: a case series of siblings with an unusually mild phenotype

[Sunday, June 16 Daily Program](#)

Course

Technology in Medical Imaging »

Artificial Intelligence, Machine Learning and Pushing Imaging Boundaries

Chair: Richard Aviv

Course Description:

This course will provide an overview of the history of AI and machine learning as it pertains to medical Imaging, discuss algorithm implementation, big data, pitfalls of black box technologies and review aspects of the CAR white paper on AI. The second half of the session will demonstrate practical application of AI in Medical Imaging focused on Neurosciences applications including ICH, LVO and perfusion assessment. The AI session will conclude with a look to the future of Medical Imaging.

By the end of this course participants will be able to:

- Understand the evolution of Machine learning
- Recognize pitfalls of black box applications
- Discuss strengths and weaknesses of AI in Medical Imaging
- Discuss new and emerging MRI imaging technologies

Audience: Neurologist – Adult, Child Neurologist, Neurosurgeon, Neuroradiologist, Neurophysiologist, Resident, Fellow, Nurses with interest in topic

Learning Level: Basic (Resident, New Information), Intermediate (Practicing Physician), Advanced (special interest, Higher Level Discussion)

Learning Format: lecture/plenary method with question and answer sessions

2:00 PM
to
4:30 PM

CanMEDs Roles: Medical Expert, Scholar, Communicator, Collaborator, Leader, Health Advocate, Professional

Agenda:

Start Time	Presentation Title	Name of Presenter
14:00-14:35	Introduction to Machine Learning	Jaron Chong
14:35-15:10	Clinical application of Machine Learning in Radiology	Peter Chang
15:10-15:45	Recent Advances in Quantitative Neurovascular MRI	Tim Carroll

[Sunday, June 16 Daily Program](#)

Course **Challenges in TBI Management »**

Chair: Judith Marcoux and Rajeet Singh Saluja

Course Description:

Traumatic Brain Injury (TBI) is a common disease. Its management presents many challenges, from the diagnosis and early management of mild TBI/concussion, to the use of advanced neuro-monitoring in severe TBI. Also, with population aging, more and more patients with TBI are on anti-thrombotic therapy, which presents its own challenges both in the acute setting and in the long-term follow-up. An up-to-date review on these topics will be presented, followed by clinical cases with their management discussion.

By the end of this course participants will be able to:

- Be familiar with the diagnostic criteria and early management of a mild TBI
- Estimate the risk of giving or withholding antithrombotic therapy in TBI patients
- Discuss the role of advanced neuro-monitoring in severe TBI patients

Audience: Neurologist – Adult, Neurosurgeon, Resident, Fellow, Nurses with interest in topic, Neurointensivist

Learning Level: Basic (Resident, New Information), Intermediate (Practicing Physician), Advanced (special interest, Higher Level Discussion)

Learning Format: Case studies, discussion group/ peer exchange/ user groups, forum/panels, lecture/plenary method, question and answer sessions

CanMEDs Roles: Medical Expert, Scholar, Communicator, Collaborator, Health Advocate, Professional

Agenda:

Start Time	Presentation Title	Name of Presenter
2:00PM	Welcome and introduction	Judith Marcoux
2:05PM	Mild TBI Diagnosis – criteria and classification	Rajeet Saluja and Simon Tinawi
2:20PM	Mild TBI management from 0 to 3 months	Rajeet Saluja and Simon Tinawi

	<table><tr><td>2:35PM</td><td>Interactive cases discussion</td><td>Rajeet Saluja and Simon Tinawi</td></tr><tr><td>2:50PM</td><td>Anti-thrombotic medication indications</td><td>Chantal Séguin</td></tr><tr><td>3:05PM</td><td>Risk of anti-thrombotic medication in TBI</td><td>Judith Marcoux</td></tr><tr><td>3:20PM</td><td>Interactive cases discussion on anti-thrombotic medication</td><td>Chantal Séguin and Judith Marcoux</td></tr><tr><td>3:35PM</td><td>Brain oxygen partial pressure monitoring</td><td>Francis Bernard</td></tr><tr><td>3:50PM</td><td>Cerebral blood flow and EEG monitoring</td><td>Paul Vespa</td></tr><tr><td>4:05PM</td><td>Interactive cases discussion</td><td>Francis Bernard and Paul Vespa</td></tr><tr><td>4:20PM</td><td>Audience Question & Answer</td><td>Panel: Francis Bernard, Judith Marcoux, Rajeet Saluja, Chantal Séguin, Simon Tinawi, Paul Vespa</td></tr></table>	2:35PM	Interactive cases discussion	Rajeet Saluja and Simon Tinawi	2:50PM	Anti-thrombotic medication indications	Chantal Séguin	3:05PM	Risk of anti-thrombotic medication in TBI	Judith Marcoux	3:20PM	Interactive cases discussion on anti-thrombotic medication	Chantal Séguin and Judith Marcoux	3:35PM	Brain oxygen partial pressure monitoring	Francis Bernard	3:50PM	Cerebral blood flow and EEG monitoring	Paul Vespa	4:05PM	Interactive cases discussion	Francis Bernard and Paul Vespa	4:20PM	Audience Question & Answer	Panel: Francis Bernard, Judith Marcoux, Rajeet Saluja, Chantal Séguin, Simon Tinawi, Paul Vespa
2:35PM	Interactive cases discussion	Rajeet Saluja and Simon Tinawi																							
2:50PM	Anti-thrombotic medication indications	Chantal Séguin																							
3:05PM	Risk of anti-thrombotic medication in TBI	Judith Marcoux																							
3:20PM	Interactive cases discussion on anti-thrombotic medication	Chantal Séguin and Judith Marcoux																							
3:35PM	Brain oxygen partial pressure monitoring	Francis Bernard																							
3:50PM	Cerebral blood flow and EEG monitoring	Paul Vespa																							
4:05PM	Interactive cases discussion	Francis Bernard and Paul Vespa																							
4:20PM	Audience Question & Answer	Panel: Francis Bernard, Judith Marcoux, Rajeet Saluja, Chantal Séguin, Simon Tinawi, Paul Vespa																							
	Sunday, June 16 Daily Program																								
Course	High-Grade Gliomas Throughout the Lifespan: Adult »																								
2:00 PM to 4:30 PM	<p>Chair: David Eisenstat, Joseph Megyesi</p> <p>Course Description: This course will provide the participants with the current standard of care and advances regarding the biology, diagnosis, investigation and management of newly diagnosed and recurrent high grade gliomas in children and adults. There will be updates regarding the latest knowledge in tumour genetics and biology, pathology, surgery, radiation, chemotherapy and other systemic therapies for these malignant brain tumours.</p> <p>By the end of this course participants will be able to:</p> <ul style="list-style-type: none">• Explain the impact of histone H3 mutations on the diagnosis and prognosis of pediatric midline gliomas and diffuse intrinsic pontine gliomas.• Identify how advances in surgery and radiation therapy and the principles of precision medicine can be applied to high grade gliomas.• Integrate the updates of the World Health Organization (WHO) Classification of Tumours of the Central Nervous System to the diagnosis of high grade gliomas in children and adults.• Assess the current standard of care for treatment of high grade gliomas and compare challenges in the treatment of recurrent disease. <p>Audience: Adult, Child Neurologist, Neurosurgeon, Neuroradiologist, Neurophysiologist, Resident, Fellow, Nurses with interest in topic.</p> <p>Other: Neuropathologist, Pediatric Hematologist/Oncologist, Medical Oncologist, Radiation Oncologist</p> <p>Learning Level: Basic (Resident, New Information), Intermediate (Practicing Physician), Advanced (special interest, Higher Level Discussion)</p> <p>Learning Format: Audience response systems, case studies, forum/panels, lecture/plenary method, question and answer sessions</p> <p>CanMEDs Roles: Medical Expert, Scholar, Communicator, Collaborator, Health Advocate, Professional</p> <p>Agenda:</p>																								

	<table><tr><th>Start Time</th><th>Presentation Title</th><th>Name of Presenter</th></tr><tr><td>2:00 – 2:30 pm</td><td>Advances in radiation therapy for children and adults with HGG</td><td>Derek Tsang</td></tr><tr><td>2:30 – 2:50 pm</td><td>Chemotherapy for newly diagnosed adult HGG</td><td>David Macdonald</td></tr><tr><td>2:50 – 3:10 pm</td><td>Treatment of recurrent adult HGG, incorporating new clinical trial design</td><td>David Eisenstat</td></tr><tr><td>3:10 – 3:30 pm</td><td>Management of HGG in the elderly</td><td>Jay Easaw</td></tr><tr><td>3:30 pm – 4:30 pm</td><td>Case studies in pediatric and adult HGG</td><td>Joseph Megyesi David Macdonald Speaker panel</td></tr></table>	Start Time	Presentation Title	Name of Presenter	2:00 – 2:30 pm	Advances in radiation therapy for children and adults with HGG	Derek Tsang	2:30 – 2:50 pm	Chemotherapy for newly diagnosed adult HGG	David Macdonald	2:50 – 3:10 pm	Treatment of recurrent adult HGG, incorporating new clinical trial design	David Eisenstat	3:10 – 3:30 pm	Management of HGG in the elderly	Jay Easaw	3:30 pm – 4:30 pm	Case studies in pediatric and adult HGG	Joseph Megyesi David Macdonald Speaker panel
Start Time	Presentation Title	Name of Presenter																	
2:00 – 2:30 pm	Advances in radiation therapy for children and adults with HGG	Derek Tsang																	
2:30 – 2:50 pm	Chemotherapy for newly diagnosed adult HGG	David Macdonald																	
2:50 – 3:10 pm	Treatment of recurrent adult HGG, incorporating new clinical trial design	David Eisenstat																	
3:10 – 3:30 pm	Management of HGG in the elderly	Jay Easaw																	
3:30 pm – 4:30 pm	Case studies in pediatric and adult HGG	Joseph Megyesi David Macdonald Speaker panel																	
	Sunday, June 16 Daily Program																		
Resident Course	Neurology Residents: Epilepsy »																		
2:00 PM to 4:30 PM	<p>Chair: Mark Keezer, Kristin Ikeda</p> <p>Course Description: A review of management of epilepsy for adult and pediatric neurology residents. The course will include case-based approaches to second line medical/pharmacological management, neurocritical care monitoring and pediatric epilepsy syndromes. Challenging epilepsy populations such as patients with tuberous sclerosis complex and women in epilepsy will be covered.</p> <p>By the end of this course participants will be able to:</p> <ul style="list-style-type: none">• Review of select pediatric epilepsy syndromes, cortical malformations and tuberous sclerosis complex management• Describe issues around management of women in epilepsy• An approach to second line AEDs• Neurocritical care monitoring in Epilepsy <p>Audience: Neurologist – Adult, Child Neurologist, Neurosurgeon, Neuroradiologist, Resident, Fellow, Nurses with interest in topic</p> <p>Learning Level: Basic (Resident, New Information), Intermediate (Practicing Physician), Advanced (special interest, Higher Level Discussion)</p> <p>Learning Format: Audience response systems, case studies, forum/panels, lecture/plenary method, question and answer sessions</p> <p>CanMEDs Roles: Medical Expert, Scholar, Communicator, Collaborator, Leader, Health Advocate, Professional</p> <p>Agenda:</p>																		
	<table><tr><th>Start Time</th><th>Presentation Title</th><th>Name of Presenter</th></tr><tr><td>2:00 PM</td><td>Neurocritical care in Epilepsy – Refractory and super-refractory status, continuous monitoring</td><td>Cecil Hahn</td></tr></table>	Start Time	Presentation Title	Name of Presenter	2:00 PM	Neurocritical care in Epilepsy – Refractory and super-refractory status, continuous monitoring	Cecil Hahn												
Start Time	Presentation Title	Name of Presenter																	
2:00 PM	Neurocritical care in Epilepsy – Refractory and super-refractory status, continuous monitoring	Cecil Hahn																	

	<div><div>2:45 PM</div><div>Tuberous Sclerosis clinic – Improving diagnosis and management</div><div>Philippe Major</div></div> <div><div>3:45 PM</div><div>Women’s Issues in Epilepsy</div><div>Kristin Ikeda</div></div>															
	Sunday, June 16 Daily Program															
Resident Course	Neurosurgery Residents: Pediatric Neurosurgery »															
2:00 PM to 4:30 PM	<p>Chair: Jay Riva-Cambrin, Michael Taccone, Matthew Eagles</p> <p>Course Description: This resident review course will provide an overview of common conditions encountered by pediatric neurosurgeons. Its focus will be on traumatic brain injury, pediatric surgical neuro-oncology, and pediatric hydrocephalus.</p> <p>By the end of this course participants will be able to:</p> <ul style="list-style-type: none">• Understand the epidemiology, pathophysiology, and management of pediatric traumatic brain injury• Understand the epidemiology, pathophysiology, and surgical indications, management of pediatric tumors of the central nervous system• Understand the epidemiology, pathophysiology, and management of pediatric hydrocephalus <p>Audience: Neurosurgeon, Resident, Fellow</p> <p>Learning Level: Basic (Resident, New Information)</p> <p>Learning Format: Didactic lectures</p> <p>CanMEDs Roles: Medical Expert, Scholar, Collaborator, Leader, Health Advocate</p> <p>Agenda:</p>															
	<table><tr><th>Start Time</th><th>Presentation Title</th><th>Name of Presenter</th></tr><tr><td>14:00</td><td>Introduction to course</td><td>Course chairs</td></tr><tr><td>14:15</td><td>Pediatric Traumatic Brain Injury</td><td>Clare Gallagher</td></tr><tr><td>15:00</td><td>Pediatric Surgical Neuro-Oncology</td><td>Jeffrey Atkinson</td></tr><tr><td>15:45</td><td>Pediatric Hydrocephalus</td><td>Jay Riva-Cambrin</td></tr></table> Sunday, June 16 Daily Program	Start Time	Presentation Title	Name of Presenter	14:00	Introduction to course	Course chairs	14:15	Pediatric Traumatic Brain Injury	Clare Gallagher	15:00	Pediatric Surgical Neuro-Oncology	Jeffrey Atkinson	15:45	Pediatric Hydrocephalus	Jay Riva-Cambrin
Start Time	Presentation Title	Name of Presenter														
14:00	Introduction to course	Course chairs														
14:15	Pediatric Traumatic Brain Injury	Clare Gallagher														
15:00	Pediatric Surgical Neuro-Oncology	Jeffrey Atkinson														
15:45	Pediatric Hydrocephalus	Jay Riva-Cambrin														
4:30 PM to 5:30 PM	SPC/PDC Meeting															
Clinical Case Studies	Neuromuscular »															
5:30 PM to	<p>Course Description: This is a lively, interactive case-based session where interesting neuromuscular cases will be presented and discussed by the group. The format is a brief case presentation, with discussion by the group, followed by a "wrap up" with</p>															

7:30 PM

emphasis on key learning points by the presenter. The cases are a mix of common and more challenging neuromuscular cases. No one is put "on the spot" but all are welcome to contribute to the discussion! Electrodiagnostic results and pathology are often included in the case presentations. All are welcome - you do not have to be an "expert" in nerve and muscle disease to attend!

There will be one case based "talk" by neuropathologist, Dr. Peter Schutz, on muscle biopsies, and how the biopsy can be helpful in clarifying the results of genetic testing. There will be an opportunity for discussion and questions from the group regarding the role of muscle biopsy currently in our clinical practice

- Have an opportunity to get to know and interact with colleagues with an interest in neuromuscular disease from across Canada
- Describe the localization of the problem in peripheral nervous system
- Develop an appropriate differential diagnosis and suggest investigations for each case
- Learn about the changing role of muscle biopsy in this new era of genetic diagnosis

Audience: Neurologist – Adult and Child Neurologists Neurosurgeons, Neurophysiologists, Residents, Fellows, Nurses with interest in neuromuscular disease, EMG technologists.

Learning Level: Basic (Resident, New Information) to Advanced

Learning Format: Case studies, as well as one more didactic presentation on muscle pathology. Discussion with group/ peer exchange

CanMEDs Roles: Medical Expert, Scholar, Communicator, Collaborator, Health Advocate, Professional

[Sunday, June 16 Daily Program](#)

Clinical
Case
Studies

Epilepsy Video Session »

Course Description:

This is an interactive Video-EEG session where pediatric and adult cases will be presented. The audience is expected to engage in the analysis of the case and semiology of the events after the initial clinical description of each case and before any laboratory results are revealed. The audience will discuss the best laboratory investigations and anticipated results before such data are provided.

By the end of this course participants will be able to:

- Identify semiology of some epileptic seizures
- Make a correlation between clinical features and anatomical localization of epileptic seizures
- Identify interictal and ictal EEG patterns in the presented cases
- Make an appropriate differential diagnosis for each case
- Provide a treatment plan

5:30 PM
to
7:30 PM

Audience: Neurologist – Adult, Child Neurologist, Neurosurgeon, Neuro Physiologist, Resident, Fellow, Nurses with interest in topic, EEG technologists

Learning Level: Basic (Resident, New Information) to Advanced (SIG, Higher Level Discussion)

Learning Format: Case studies, Demonstration, Discussion group/ peer exchange

CanMEDs Roles: Medical Expert, Scholar, Communicator, Collaborator, Manager, Health Advocate, Professional

Agenda:

Start Time	Presentation Title	Name of Presenter
17:30	Welcome and Introduction	Sayed Mirsattari-Jose Tellez

	<table><tr><td>17:30</td><td>First case</td><td>Birgit Frauscher</td></tr><tr><td>18:00</td><td>Second case</td><td>Marcus Ng</td></tr><tr><td>18:30</td><td>Third case</td><td>Jose Tellez Zenteno</td></tr><tr><td>19:00</td><td>Fourth case</td><td>Juan Pablo Appendino</td></tr></table> <div>Sunday, June 16 Daily Program</div>	17:30	First case	Birgit Frauscher	18:00	Second case	Marcus Ng	18:30	Third case	Jose Tellez Zenteno	19:00	Fourth case	Juan Pablo Appendino
17:30	First case	Birgit Frauscher											
18:00	Second case	Marcus Ng											
18:30	Third case	Jose Tellez Zenteno											
19:00	Fourth case	Juan Pablo Appendino											
Clinical Case Studies	Neurosurgery: Fireside Chat »												
5:30 PM to 7:30 PM	<p>Chair: Ian Fleetwood</p> <p>Course Description: The Neurosurgery Fireside chat is intended as a forum for presentation and discussion of complication avoidance, technical nuances in neurosurgery, rare complications, and subtle innovations. The session will be audience driven, with an open forum for brief presentations and the intention that 50% of the allotted time is dedicated to frank discussion and audience interaction.</p> <p>By the end of this course participants will be able to:</p> <ul style="list-style-type: none">• Predict and avoid complications of neurosurgery;• Apply technical nuances to improve surgical outcomes;• Identify and manage rare or unusual complications of neurosurgery;• Reproduce innovations presented by peers.ist a maximum of 4 learning objectives <p>Audience: Neurosurgeon, Resident, Fellow, Nurses with interest in topic</p> <p>Learning Level: Basic (Resident, New Information), Intermediate (Practicing Physician), Advanced (special interest, Higher Level Discussion)</p> <p>Learning Format: Case studies, Discussion group/ peer exchange/ user groups, Forum/panels, Lecture/plenary method, Question and answer sessions</p> <p>CanMEDs Roles: Medical Expert, Scholar, Communicator, Collaborator, Leader, Health Advocate, Professional</p> <p>Agenda:</p> <table><tr><th>Start Time</th><th>Presentation Title</th><th>Name of Presenter</th></tr><tr><td>17:30</td><td>Introduction and first case</td><td>Ian Fleetwood</td></tr><tr><td>17:45</td><td>Individual Case Presentations with Q&A</td><td>TBD</td></tr></table> <div>Sunday, June 16 Daily Program</div>	Start Time	Presentation Title	Name of Presenter	17:30	Introduction and first case	Ian Fleetwood	17:45	Individual Case Presentations with Q&A	TBD			
Start Time	Presentation Title	Name of Presenter											
17:30	Introduction and first case	Ian Fleetwood											
17:45	Individual Case Presentations with Q&A	TBD											
Clinical Case Studies	Active Management of Complex Issues in Movement Disorders »												
5:30 PM to 7:30 PM	<p>Chair: Madeleine Sharp, Philippe Huot</p> <p>Course Description: This course aims to provide practical tools to residents and neurologists pertaining to the phenomenology, diagnosis and management of complex, yet frequently encountered issues in the field of movement disorders. We have chosen</p>												

to focus on motor and non-motor complications of Parkinson's disease and on tardive syndromes, as therapies to alleviate these clinical entities are available and can make a significant difference in patients' quality of life.

By the end of this course participants will be able to:

- Be familiar with the range and complexity of management issues in Movement Disorders
- Be familiar with pharmacologic and non-pharmacologic treatment options for motor complications and cognitive decline in Parkinson's disease and tardive syndromes.
- Select evidence-based options in the management of movements disorders
- Understand which patients benefit most from referral to a Movement Disorders clinic

Audience: Neurologist – Adult, Resident, Fellow, Nurses and others with interest in topic

Learning Level: Basic (Resident, New information), Intermediate (Practicing Physician), Advanced (special interest, Higher Level Discussion)

Learning Format: Case studies, forum/panels, lecture/plenary method, question and answer sessions

CanMEDs Roles: Medical Expert, Scholar, Communicator, Collaborator, Health Advocate, Professional

Agenda:

Start Time	Presentation Title	Name of Presenter
17:30	Welcome and Introduction	Madeleine Sharp
17:35	Management of motor complications in Parkinson's disease	Philippe Huot
18:00	Management of cognitive and behavioural symptoms in Parkinson's disease	Madeleine Sharp
18:25	Advanced therapeutics in Parkinson's disease	Anne-Louise Lafontaine
18:50	Tardive syndromes	Pierre Blanchet
19:15	Interactive case discussion Audience Question & Answer	Philippe Huot, Madeleine Sharp, Anne-Louise Lafontaine, Pierre Blanchet

[Sunday, June 16 Daily Program](#)

**Clinical
Case
Studies**

Women's Health and Migraine »

Chair: Suzanne Christie

Course Description:

Using cases, this will review the risk/safety information related to migraine treatment in both pregnancy and lactation as covering well the current understanding of the risk of ischemic stroke in migraineurs who use hormonal contraceptives. The course will end with a case of menstrual migraine and will focus on diagnosis as well as acute and preventative treatment options.

By the end of this course participants will be able to:

- To provide and update on risk/safety information related to migraine treatment during pregnancy and lactation
- To provide an update on current knowledge regarding the risk if ischemic stroke in patients with migraine

**5:30 PM
to
7:30 PM**

- who use hormonal contraceptives
- TO provide and update on menstrual migraine, diagnoses and treatment

Audience: Neurologist – Adult, Child Neurologist, Resident, Fellow, Nurses with interest in topic

Learning Level: Basic (Resident, New Information), Intermediate (Practicing Physician), Advanced (special interest, Higher Level Discussion)

Learning Format: Case studies, question and answer sessions

CanMEDs Roles: Medical Expert, Scholar, Communicator, Collaborator, Leader, Health Advocate, Professional

Agenda:

Start Time	Presentation Title	Name of Presenter
5:30	Welcome and Introduction	Suzanne Christie
5:35	Migraine and Pregnancy/Lactation	Ana Bradi
6:10	Migraine and the Hormonal Contraceptive	Jill Rau
6:45	Migraine and the Menstrual Cycle	Lena Suvendrini
7:20	Additional Audience Q&A	All Presenters

[Sunday, June 16 Daily Program](#)

Clinical Case Studies

Case Based Neuroradiology Review »

Chair: Laurent Létourneau-Guillon

Course Description:

Interactive case based review showing common and uncommon cases, discussion of radiological pearls and pitfalls

By the end of this course participants will be able to:

- Recognize multiple common and uncommon radiological diagnoses
- Be discussant of multiple Radiological cases and the features that lead to their diagnosis
- Understand the role of imaging in diagnosis of brain, neck and spine disorders

Audience: Neurologist – Adult, Child Neurologist, Neurosurgeon, Neuroradiologist, Neurophysiologist, Resident, Fellow, Nurses with interest in topic

Learning Level: Basic (Resident, New Information), Intermediate (Practicing Physician), Advanced (special interest, Higher Level Discussion)

Learning Format: Lecture/plenary method followed by question and answer sessions

CanMEDs Roles: Medical Expert, Scholar, Communicator, Collaborator, Leader, Health Advocate, Professional

Agenda:

5:30 PM
to
7:30 PM

	Start Time	Presentation Title	Name of Presenter
	5.30	Case based Imaging review	Laurent Létourneau-Guillon
	Sunday, June 16 Daily Program		
7:30 PM to 9:00 PM	Residents' and Faculty Social		

[TOP](#)

Program - Monday, June 17

DAILY PROGRAM: [Sunday](#) | [Monday](#) | [Tuesday](#) | [Wednesday](#) |



Monday, June 17 Daily Program

As courses are developed content will be added. Click on the course title to view the details.
Coffee served at 7:30am and 10:00am (30 minute break) in [Square Victoria](#)

Monday, June 17	8:00 AM to 12:00 PM	Grand Plenary Society Prize Winners: present during Grand Plenary
		CSNR – Terbrugge Lecture: Donatella Tampieri Hyperacute Stroke Organization: does one organizational model fit all hospital realities?
		CNS - Richardson Lecture: David Dodick Migraine: Circa 2019
		CSCN - Gloor Lecture: Donald Sanders Development of a treatment guidance statement for Myasthenia Gravis
		CACN - Tibbles Lecture: Adam Kirton Modulating neurodevelopmental trajectories to enable children with perinatal brain injury.
		CNSS - Penfield Lecture: Nalin Gupta Correction of Genetic Diseases of the Central Nervous System: Early Steps
	12:15 PM to 1:45 PM	CNSS and CSNR AGM's
	2:00 PM	Courses

	to 4:30 PM	Pituitary Tumors »
		INPH: Sorting Through Assessment and Treatment »
		Huntington Disease: The Dawn of a New Era in Neurodegenerative Disorders »
		Stroke Prevention – Beyond the Usual Suspects »
		New Developments in Neurocognitive Disorders »
	4:30 PM to 6:30 PM	Exhibitors' Reception
	4:30 PM to 5:45 PM	CNS AGM and CSCN EMG Section Meeting
	7:00 PM to 10:00 PM	Society Dinners: CACN, CNSS, CSNR
Grand Plenary	Grand Plenary Speakers » Featuring the following special guest lecturers!	

Grand Plenary Speakers

2019 Grand Plenary

Monday June 17 from 8:00 am – 12:00 noon

Featuring the following special guest lecturers!



Donatella Tampieri
MD.,FRCP(C)

CSNR Terbrugge Lecture – Donatella Tampieri

“Hyper-acute Stroke Organization: does one organizational model fit all hospital realities?”

Dr. Donatella Tampieri has recently been appointed Professor of Radiology at Queen's University in Kingston, Canada since August 2018. She currently is the Lead of the section of Neuroradiology at Queen's University and she is implementing a complete Interventional Neuroradiology Program at Kingston Health Sciences Centre.



She held the position of Professor of Radiology, Neurology and Neurosurgery at McGill University for many years and as an Interventional and Diagnostic Neuroradiologist has worked at the Montreal Neurological Institute and Hospital, McGill University from October 1987 till October 2018.


Born in Bologna, Italy, Dr. Tampieri received her high school degree from the Lycée Scientifique Copernico in Bologna (1976), and her medical degree magna cum laude from the University of Bologna (1982). She completed her residency in Diagnostic Radiology in the 1986 in the University of Bologna. Dr. Tampieri worked as neuroradiologist at Niguarda Ca'Granda Hospital from 1984 – 1987. Her post-graduate work was undertaken in Bologna as well as at the Karolinska Hospital in Stockholm and at McGill University, where she completed her fellowship.

She has served in many Academic and Professional Societies in Canada and abroad; and she was President of the Foundation of the Association of Radiologists of Québec from 2009 to 2017.

Her published works include over 160 peer reviewed papers and 20 chapters/books. Her work has been recognized with awards that include a first prize for a collaborative scientific paper presented at the annual meeting of the American Society of Neuroradiology and she has received the Bernadette Nogradi Prize in 1992. Dr.

8:00 AM
to
12:00 PM

	<p>Tampieri was also awarded the Prix d'Excellence en Innovation des Soins de Santé from La Direction du Développement Professionnel Continu (DDPC) of the Fédération des Médecins Spécialistes du Québec (FMSQ) in September 2016.</p>
 <p>David W. Dodick, M.D.</p>	<p>CNS Richardson Lecture – David W Dodick, M.D.</p> <p>“Migraine: Circa 2019”</p> <p>David W. Dodick, MD, FACP, FRCP (C), FAAN, is Professor of Neurology at the Mayo Clinic College of Medicine in Scottsdale, Arizona. He is the Director of the Headache Program and the Sport Neurology and Concussion Program at Mayo Clinic in Arizona. He is an Adjunct Professor in the Department of Neurosciences, Norwegian University of Science and Technology. Dr. Dodick is board certified by the Royal College of Physicians and Surgeons of Canada and the American Board of Psychiatry and Neurology (ABPN). He also holds United Council for Neurologic Subspecialties certification in headache medicine and ABPN certification in vascular neurology. Dr Dodick has authored more than 380 peer-reviewed publications and authored/edited 10 books. He is the Chair of the American Migraine Foundation, American Academy of Neurology (AAN) Annual Program Concussion Committee, Co-Director of the American Registry of Migraine Research, Chair International Registry for Migraine Research, Chair International Headache Society Global Patient Advocacy Coalition, Co-Director of the Annual AAN Sports Concussion Conference, President-Elect of the International Concussion Society, Immediate Past-President of the International Headache Society, former Editor-in-Chief of <i>Cephalalgia</i>, and Past-President of the American Headache Society.</p>
	<p>CSCN Gloor Lecture – Donald B. Sanders, M.D.</p> <p>“Development of a treatment guidance statement for Myasthenia Gravis”</p> <p>Dr. Sanders is Professor of Neurology and Director of Neuromuscular Research at Duke University Medical Center, in Durham, NC, where he founded, and for 25 years, directed, the Duke EMG Laboratory and the Duke Myasthenia Gravis Clinic. He received his medical degree from Harvard University and developed an abiding interest in the diagnosis and treatment of myasthenia gravis and related diseases while training in Neurology with Professor T.R. Johns, at the University of Virginia. He trained in Electromyography and Neuromuscular Physiology with Professor Edward Lambert at the Mayo Clinic, and has been at Duke since 1980.</p>

<p>Donald B. Sanders, M.D.</p>	<p>Dr. Sanders has served as President of the Board of Directors of the American Association of Neuromuscular and Electrophysiology and of the Medical/Scientific Advisory Board of the Myasthenia Gravis Foundation of America. He has been a member of the Editorial Boards of Muscle & Nerve and the Journal of Clinical Neurophysiology and is a reviewer for many American and international medical journals. He is currently Chair of the North American Chapter of the International Federation of Clinical Neurophysiology and a member of the Executive Committee of that organization.</p> <p>Dr. Sanders has authored more than 200 scientific publications on neuromuscular disorders, including early work on experimental autoimmune MG, diagnosis and treatment of neuromuscular diseases, the development of computer-assisted analysis of neurophysiologic signals, single-fiber EMG, the development and management of clinical trials in MG and Lambert-Eaton myasthenia, and, most recently, immunologic biomarker discovery in autoimmune neuromuscular disease.</p>
 <p>Adam Kirton MD, MSc, FRCPC</p>	<p>CACN Tibbles Lecture – Adam Kirton</p> <p>“Modulating neurodevelopmental trajectories to enable children with perinatal brain injury.”</p> <p>Dr. Kirton is Professor of Pediatrics, Radiology, and Clinical Neurosciences at the University of Calgary and an attending Pediatric Neurologist at the Alberta Children's Hospital.</p> <p>His research focuses on applying technologies including non-invasive brain stimulation and neuroimaging to measure and modulate the response of the developing brain to early injury to generate new therapies.</p> <p>He is a CIHR Foundation Grant recipient. Dr. Kirton directs the Calgary Pediatric Stroke Program, Alberta Perinatal Stroke Project, and the University of Calgary Noninvasive Neurostimulation Network (N3).</p>



Nalin Gupta

CNSS Penfield Lecture - Nalin Gupta

“Correction of Genetic Diseases of the CNS: Early Steps”

Dr. Nalin Gupta is currently Chief of Pediatric Neurosurgery at UCSF Benioff Children's Hospital in San Francisco and is the UCSF Benioff Distinguished Professor of Children's Health.

He grew up in Nova Scotia, attended McGill University and completed the majority of his medical training at the University of Toronto and the Hospital for Sick Children. His graduate work in the Department of Biochemistry and Biophysics at UCSF was focused on the relationship between DNA damage and cell cycle progression.

His research interests are in the areas of neuro-oncology and congenital defects in children, with a particular interest in early phase surgical trials evaluating new and promising therapeutic strategies. These include fetal repair of myelomeningocele, stem cell transplantation for disorders of myelination, precision- based surgical trials for brainstem glioma, and convection- enhanced delivery of chemotherapeutic agents into the brain.

2019 CNSF Society Prize Winners will also present during the Grand Plenary Session

CNS – Francis McNaughton Memorial Prize Adil Harroud

“Childhood obesity and multiple sclerosis susceptibility: a Mendelian randomization study”

CNS – Andre Barbeau Memorial Prize Vincent Picher-Martel

“Neuronal expression of Ubiquilin-2 mutant exacerbates TDP-43 aggregation in ALS mouse model”

CACN – The President's Prize Michelle Chiu

“Prevalence and determinants of seizure action plans in a pediatric epilepsy population”

CSCN – Herbert Jasper Prize Andrea Parks

“Diagnostic yield of Next Generation Sequencing and Myositis autoantibody panels in patients with Axial Myopathy”

CNSS – KG McKenzie Memorial Prize Clinical Research Cameron Elliott

“Intraoperative acquisition of diffusion tensor imaging in cranial neurosurgery: readout-segmented DT1 versus standard single-shot DT1”

	CNSS- KG McKenzie Memorial Prize Basic Research Candice Poon <i>"Differential microglia and macrophage profiles in human IDH-mutant and-wildtype glioblastoma reveal therapeutic vulnerabilities"</i>

**Grand
Plenary**

Society Prize Winning Abstracts »

Canadian Journal of Neurological Sciences | Volume 46 - Issue s1 - June 2019

[ABSTRACTS: 54th Annual Congress of the Canadian Neurological Sciences Federation](#)

**8:00 AM
to
12:00 PM**

Session#	Date	Time	Room	Session Name
----------	------	------	------	--------------

	<div>GP</div> <div>Mon, June 17</div> <div>08:00 - 12:00</div> <div>Centre Ville</div> <div>Grand Plenary</div>						
	<div>GP.01 Childhood obesity and multiple sclerosis susceptibility: a Mendelian randomization study</div> <div>GP.02 Neuronal expression of Ubiquilin-2 mutant exacerbates TDP-43 aggregation in ALS mouse model</div> <div>GP.03 Diagnostic yield of next generation sequencing and myositis autoantibody panels in patients with axial myopathy</div> <div>GP.04 Prevalence and determinants of seizure action plans in a pediatric epilepsy population</div> <div>GP.05 Intraoperative acquisition of diffusion tensor imaging in cranial neurosurgery: readout-segmented DTI versus standard single-shot DTI</div> <div>GP.06 Differential microglia and macrophage profiles in human IDH-mutant and -wildtype glioblastoma reveal therapeutic vulnerabilities</div>						
	Monday, June 17 Daily Program						
Course	Pituitary Tumors »						
2:00 PM to 4:30 PM	Chair: Fahad Alkherayf, Yves Starreveld						
	Course Description: Pituitary tumors are one of the most common intracranial tumors; typically, they are benign tumors. However, their management can be challenging and require more than one modality of treatment. Management of pituitary adenomas involves input from endocrinologists, neuroophthalmologists, ENT surgeons and neurosurgeons. On these session speakers from different disciplines in interactive format, will share management techniques of these challenging patients.						
	By the end of this course participants will be able to: <ul style="list-style-type: none">Describe relative indications for surgical management.Describe different follow-up strategies that align with patient priorities.Outline pitfalls in management and strategies to avoid them.Understand the role of surgery, medical and radiosurgery therapy for pituitary tumors.						
	Audience: Neurosurgeon, Neurologist – Adult, Child Neurologist, Neuroradiologist, Neurophysiologist, Resident, Fellow, Nurses and others with interest in topic						
	Learning Level: Basic (Resident, New Information), Intermediate (Practicing Physician), Advanced (special interest, Higher Level Discussion)						
	Learning Format: Audience response systems, touch pads, case studies, demonstration, discussion group/ peer exchange/ user groups, forum/panels, lecture/plenary method, question and answer sessions, role playing, seminar, small group discussion, small Workshop / hands-on demonstration.						
	CanMEDs Roles: Medical Expert, Scholar, Communicator, Collaborator, Leader, Health Advocate, Professional						
	Agenda:						
	<table><tr><th>Start Time</th><th>Presentation Title</th><th>Name of Presenter</th></tr><tr><td>2:00</td><td>Welcome and Introduction</td><td>Fahad Alkherayf / Yves Starreveld</td></tr></table>	Start Time	Presentation Title	Name of Presenter	2:00	Welcome and Introduction	Fahad Alkherayf / Yves Starreveld
Start Time	Presentation Title	Name of Presenter					
2:00	Welcome and Introduction	Fahad Alkherayf / Yves Starreveld					

2:05	Pituitary Tumours: How do insights from the Visual System Impact Care	Fiona Costello
2:30	Non-functioning Adenoma follow-up, the long game	Yves Starreveld
3:00	Surgical management of functional pituitary tumors	Fahad Alkherayf
3:30	Optimizing medical therapy and improving outcomes in Acromegaly	Mary-Anne Doyle
4:00	Interactive case discussion Audience Question & Answer	Fahad Alkherayf / Yves Starreveld/ David Clarke/ Kesh Reddy/ Charles Agbi Gelareh Zadeh

[Monday, June 17 Daily Program](#)

Course **INPH: Sorting Through Assessment and Treatment »**

Chair: Mark Hamilton

Course Description:

Idiopathic Normal Pressure Hydrocephalus is a common and often unrecognized cause of gait and cognitive difficulty in elderly patients. This course will review the diagnostic challenges, treatment issues and expected outcomes from patients with this diagnosis.

By the end of this course participants will be able to:

- Identify the common clinical characteristic associated with a diagnosis of iNPH
- Understand the diagnostic tests used to establish the diagnosis of iNPH
- Be aware of the treatment options available for patients with iNPH
- Understand the risks and benefits of surgical treatment for patients with iNPH

Audience: Neurologist – Adult, Neurosurgeon, Neuroradiologist, Neurophysiologist, Resident, Fellow, Nurses with interest in topic

2:00 PM
to
4:30 PM

Learning Level: Basic (Resident, New Information), Intermediate (Practicing Physician), Advanced (special interest, Higher Level Discussion)

Learning Format: case studies, demonstration, discussion group/ lecture/plenary method, question and answer sessions

CanMEDs Roles: Medical Expert, Scholar, Communicator, Collaborator, Health Advocate, Professional

Agenda:

Start Time	Presentation Title	Name of Presenter
2:00	Introduction	Mark Hamilton
2:05	Definition and Epidemiology	Mark Hamilton
2:15	Clinical and Radiological Features	Abhay Moghekar
2:30	Interactive Clinical Examples	Hamilton & Moghekar & Audience

	2:50	Diagnostic Strategies	Abhay Moghekar
	3:05	Interactive Clinical Examples	Hamilton & Moghekar & Audience
	3:30	Special Diagnostic Tests	Abhay Moghekar
	3:40	Treatment Decision Process	Mark Hamilton
	3:50	Surgical Treatment Issues	Mark Hamilton
	4:10	Interactive Clinical Examples	Hamilton & Moghekar & Audience
	4:25	Summary and Evaluations	Mark Hamilton
	Monday, June 17 Daily Program		
Course	Huntington Disease: The Dawn of a New Era in Neurodegenerative Disorders »		
2:00 PM to 4:30 PM	Chair: Mark Guttman, Tiago, Mestre		
	Course Description: In this course, the participants will learn about the most significant advances in Huntington’s disease. Huntington’s disease is an ‘orphan’ disease in which extensive clinical and pre-clinical research has created a more in-depth knowledge of its natural history and disease mechanism, produce evidence-based information to drive the choice of symptomatic therapies, and open the field for the development of disease-specific therapies attempting to slow disease progression. In this course, participants will learn about the natural history of the disease from pre-clinical stage to the clinical stage, with a particular focus on the knowledge generated in large cohort and biomarker studies. Following this comprehensive introduction to Huntington disease, the course will approach the current care principles in Huntington’s disease covering aspects of genetic counselling and testing, symptomatic treatment (with emphasis on evidence-based choices and symptom areas in need of further therapeutic development), and multidisciplinary care. The last part of the course will focus on the development of the first disease-specific therapies in Huntington disease that have now entered a clinical trial phase. Various huntingtin-lowering treatments are being developed at different stages and hold the potential to change the prognosis of Huntington disease dramatically. By the end of this course participants will be able to: <ul style="list-style-type: none">• Describe the natural history in HD and role of biomarkers• Identify the care principles in HD• Select evidence-based option in the management of HD• Identify the most recent developments in specific disease-modifying therapies Audience: Neurologist – Adult, Resident, Fellow, Nurses with interest in topic Learning Level: Basic (Resident, New Information), Intermediate (Practicing Physician), Advanced (special interest, Higher Level Discussion) Learning Format: forum/panels, lecture/plenary method, question and answer sessions CanMEDs Roles: Medical Expert, Scholar, Health Advocate, Professional Agenda:		
	Start Time	Presentation Title	Name of Presenter

2:00	Natural History in Huntington's disease	Cristina Sampaio
2:30	Treatment of Huntington's disease	Sylvain Chouinard
3:00	Biomarkers and Outcome Measures in Huntington's disease	Tiago A. Mestre
3:30	Huntingtin-lowering therapies: the dawn of a new era	Mark Guttman
4:00	Panel discussion	All speakers

[Monday, June 17 Daily Program](#)

Course Stroke Prevention – Beyond the Usual Suspects »

Chair: Laura Gioia, Aimen Moussaddy

Course Description:

Course will provide participants with an update on the concept of ESUS (embolic stroke of unknown source). It will overview the results of two recent trials, and future outlooks in the understanding and management of this category of patients. Anticoagulation for ESUS will be discussed, as well as other challenging scenarios. Finally, a summary of recent PFO (patent foramen ovale) trials will be presented, offering a practical approach to decision making in PFO closure.

By the end of this course participants will be able to:

- Understand the heterogeneity of the ESUS category and summarize the results of RESPECT-ESUS and NAVIGATE-ESUS trials
- Conduct a comprehensive stroke etiology investigation once the usual investigations are non-diagnostic
- Review the criteria that would support PFO as the stroke source
- Be aware of the Canadian Best practice recommendations for ESUS investigation and management, anticoagulation use in different scenarios, as well as PFO management

Audience: Neurologist – Adult, Child Neurologist, Neurosurgeon, Neuroradiologist, Resident, Fellow, Nurses with interest in topic

2:00 PM
to
4:30 PM

Learning Level: Basic (Resident, New Information), Intermediate (Practicing Physician), Advanced (special interest, Higher Level Discussion)

Learning Format: lecture/plenary method, question and answer sessions, seminar

CanMEDs Roles: Medical Expert, Scholar, Communicator, Collaborator, Leader, Health Advocate, Professional

Agenda:

Start Time	Presentation Title	Name of Presenter
2:00PM	Embolic stroke of unknown source: Definition and overview of potential cardiac causes	Alex Poppe
2:35PM	Embolic stroke of unknown source: What if the heart was truly innocent?	Catherine Legault
3:10PM	Anticoagulation considerations	Theodore Wein

	<table><tr><td>3:45PM</td><td>PFO: suspect or bystander? A practical approach to PFO closure</td><td>Sylvain Lanthier</td></tr><tr><td>4:10PM</td><td>Questions</td><td>Panel</td></tr></table>	3:45PM	PFO: suspect or bystander? A practical approach to PFO closure	Sylvain Lanthier	4:10PM	Questions	Panel									
3:45PM	PFO: suspect or bystander? A practical approach to PFO closure	Sylvain Lanthier														
4:10PM	Questions	Panel														
	<div>Monday, June 17 Daily Program</div>															
Course	New Developments in Neurocognitive Disorders »															
2:00 PM to 4:30 PM	<p>Chair: Alexandre Henri-Bhargava</p> <p>Course Description: This course will introduce the audience to emerging concepts in the diagnosis and treatment of neurocognitive disorders across the spectrum. We will review clinical presentation and management of atypical syndromes of Alzheimer's disease including executive variant, logopenic primary progressive aphasia and posterior cortical atrophy. Participants will review the current approach to the diagnosis of FTD, focusing on the behavioral variant. We will discuss the role of established and emerging biomarkers including CSF and neuroimaging in the diagnostic approach of dementias, and explore future targets for drug therapies. Finally, we will explore how cognitive symptoms remain prevalent in HIV, even in people taking effective antiretroviral therapy, especially as they grow older; we will provide a diagnostic approach, review what is known about the underlying mechanisms, and highlight potentially treatable contributors to cognitive impairment in people living with HIV.</p> <p>This course should be of broad interest to all adult neurologists and adult neurology trainees.</p> <p>By the end of this course participants will be able to:</p> <ul style="list-style-type: none">• Describe clinical presentations and management of atypical Alzheimer disease syndromes• List the current FTD diagnostic criteria and critique their limitations• Describe an approach to cognitive impairment in older people with treated HIV• Discuss current and future biomarkers for dementia <p>Audience: Adult Neurologist, Neuroradiologist, Resident, Fellow, Nurses with interest in topic, Dementia specialist / behavioural neurologist</p> <p>Learning Level: Intermediate (Practicing Physician), Advanced (special interest, Higher Level Discussion)</p> <p>Learning Format: Audience response systems, forum/panels, lecture/plenary method, question and answer sessions.</p> <p>CanMEDs Roles: Medical Expert, Collaborator, Health Advocate</p> <p>Agenda:</p> <table><tr><th>Start Time</th><th>Presentation Title</th><th>Name of Presenter</th></tr><tr><td>14:00</td><td>Introduction</td><td>Alexandre Henri-Bhargava</td></tr><tr><td>14:10</td><td>The Clinical Diagnosis of Atypical Alzheimer Disease and Emerging Uses for Biomarkers</td><td>Chenjie Xia</td></tr><tr><td>14:40</td><td>Novel targets of intervention for treating Alzheimer Disease - Beyond ABeta and Tau</td><td>Haakon Nygaard</td></tr><tr><td>15:10</td><td>Recent Developments in the Diagnosis of Frontotemporal Degeneration</td><td>Simon Ducharme</td></tr></table>	Start Time	Presentation Title	Name of Presenter	14:00	Introduction	Alexandre Henri-Bhargava	14:10	The Clinical Diagnosis of Atypical Alzheimer Disease and Emerging Uses for Biomarkers	Chenjie Xia	14:40	Novel targets of intervention for treating Alzheimer Disease - Beyond ABeta and Tau	Haakon Nygaard	15:10	Recent Developments in the Diagnosis of Frontotemporal Degeneration	Simon Ducharme
	Start Time	Presentation Title	Name of Presenter													
	14:00	Introduction	Alexandre Henri-Bhargava													
	14:10	The Clinical Diagnosis of Atypical Alzheimer Disease and Emerging Uses for Biomarkers	Chenjie Xia													
	14:40	Novel targets of intervention for treating Alzheimer Disease - Beyond ABeta and Tau	Haakon Nygaard													
15:10	Recent Developments in the Diagnosis of Frontotemporal Degeneration	Simon Ducharme														

15:40	HIV-Associated Neurocognitive Disorders	Lesley Fellows
16:10	Panel Discussion / Q&A	(All above)

[Monday, June 17 Daily Program](#)

[TOP](#)

Program - Tuesday, June 18

DAILY PROGRAM: [Sunday](#) | [Monday](#) | [Tuesday](#) | [Wednesday](#) |



Tuesday, June 18 Daily Program

As courses are developed content will be added. Click on the course title to view the details.

Coffee served at 7:30am in Square Victoria. Coffee served at 10:45am and 4:30 pm in [Exhibit Hall](#)

Tuesday, June 18	8:00 AM to 10:30 AM	Society Day AM Courses
		Child Neurology (CACN) Day »
		Pediatric Translational Neuroscience
		Neurophysiology (CSCN) Day »
		EEG - Focal Epilepsies and Epileptic Encephalopathies
		Neurology (CNS) Day »
		What's New in Headache?
		Neuroradiology (CSNR) Day »
		Emergency Neuroradiology: Everything you need to know!
	10:45 AM to 11:45 AM	Neurosurgery (CNSS) Day »
		MIS Spine
		Neurosurgery (CNSS) Day »
		Surgical Education and Innovative Teaching Methods
		Tuesday Poster Moderated Sessions

	12:00 PM to 1:30 PM	Lunch in Exhibit Hall
	1:45 PM to 4:15 PM	Society Day PM Courses
		Child Neurology (CACN) Day » Pediatric Translational Neuroscience
		Neurophysiology (CSCN) Day » EMG in Everyday Practice
		Neurology (CNS) Day » An Update in CNS Demyelinating Diseases
		Neurosurgery (CNSS) Day » Innovation and Technology in Neurosurgery
	4:15 PM to 6:30 PM	Wine and Cheese in Exhibit Hall
	4:30 PM to 6:00 PM	AGM's CACN and CSCN
Society Day AM Course		Child Neurology (CACN) Day » Pediatric Translational Neuroscience
8:00 AM to 10:30 AM	<p>Chair: Helly Goetz</p> <p>Course Description: Child Neurology Day will focus on pediatric translational neuroscience. The day will be divided into session on several sub-specialties within Child Neurology with an attempt to cover as many as possible.</p> <p>By the end of this course participants will be able to:</p> <ul style="list-style-type: none"> • Understand the typical and hallmark features of common disorders within Child Neurology throughout the various ages and areas where research is needed to improve care/outcomes. • Describe the best diagnostic approach for evaluating and discerning the various causes of Neurological Disease in Children and the limitations of diagnostic tools to inform on pathogenesis. • Determine the best therapeutic approach and counselling for conditions within Child Neurology in the context of new scientific developments. • Understand the importance of a "translational approach" to understanding, diagnosis and management of common disorders within Child Neurology <p>Audience: Neurologist – Adult, Child Neurologist, Neurosurgeon, Neuro Physiologist, Resident, Fellow, Nurses with interest in topic</p> <p>Learning Level: Basic (Resident, New Information), Intermediate (Practicing Physician), Advanced (Higher Level Discussion)</p>	

Learning Format: Lead in case presentation, followed by Lecture/plenary method, and wrapped up with case outcome

CanMEDs Roles: Medical Expert, Scholar, Professional, Collaborator and communicator

Agenda:

Start Time	Presentation Title	Name of Presenter
8:00	Welcome and Introduction	Helly Goez
30 min 5 min discussion	Career development as a translational clinician-scientist: One viewpoint from the world of perinatal stroke	Adam Kirton
30 Min 5 min discussion	Myotubular Myopathy: a model for rare disease therapy development?	James Dowling
30 Min 5 min discussion	Translational Neuroscience at the Ministry of Health: How to improve Healthcare for our Children.	Lionel Carmant
10 minutes	Break	
30 m 5 min discussion	Blood Brain Barrier Dysfunction	Doug Fraser
30 min 5 min discussion	Using Quantitative MRI to Understand Neurodevelopment Disorders	Marie Brossard-Racines
10 minutes	Speaker/Panel Open discussion	Chair -Helly Goez

[Tuesday, June 18 Daily Program](#)

Society Day AM Course

Neurophysiology (CSCN) Day »

EEG - Focal Epilepsies and Epileptic Encephalopathies

Chair: Juan Pablo Appendino, José Téllez Zenteno

Course Description:

This year the Neurophysiology EEG Day course will explore the EEG findings and etiological-clinical correlations of focal epilepsies and epileptic encephalopathies. The learner will be able to learn common and distinctive features of frontal, temporal and parietal originated epilepsies as well as the EEG findings of epileptic encephalopathies. Correlations between EEG, anatomical and etiological findings will be shown with the aim of taken the neurophysiological findings into a clinical context in order to apply this knowledge.

By the end of this course participants will be able to:

- Be able to differentiate between temporal and temporal-plus epilepsies
- Recognize electro-clinical findings in parietal lobe epilepsies and how to differentiate the potential onset zone.
- Recognize electro-clinical findings in frontal lobe epilepsies and how to differentiate the potential onset zone
- Explore the electro-clinical findings of common and unusual epileptic encephalopathies

Audience: Adult Neurologists, Child Neurologists, Epileptologists, Neurosurgeons, Neurophysiologists, Neurology –

8:00 AM
to
10:30 AM

Neurosurgery Residents, Epilepsy Fellows, Nurses with interest in topic, Physician assistant with interest in topic

Learning Level: Basic (Resident, New Information), Intermediate (Practicing Physician), Advanced (special interest, Higher Level Discussion)

Learning Format: Audience response systems, touch pads, case studies, forum/panels, lecture/plenary method, question and answer sessions, seminar

CanMEDs Roles: Medical Expert, Scholar, Communicator, Collaborator, Leader, Health Advocate, Professional

Agenda:

Start Time	Presentation Title	Name of Presenter
8:00	Course Introduction	JP Appendino / J Tellez-Zenteno
8:05	"Frontal Epilepsies, from children to adults"	Kristin Ikeda
8:35	"Temporal versus temporal plus epilepsies"	Dang Nguyen
9:05	"Parietal Epilepsies, from children to adults"	Linda Huh
9:35	"Genetic-Metabolic Epileptic Encephalopathies, from newborn to adult"	Kenneth Myers
10:05	Discussion, Q & A. Cases	All presenters

[Tuesday, June 18 Daily Program](#)

**Society
Day AM
Course**

Neurology (CNS) Day »

What's New in Headache?

Chair: Suzanne Christie, Paul Cooper

Course Description:

This course will provide an update of important areas in Headache Medicine. This includes an update on Cluster Headache with a focus on pathophysiology and new treatments. Medication Overuse Headache is commonly seen in neurological practice. This course will focus on more refractory patients and will include treatments that could be provided in an outpatient infusion clinic as well as inpatient protocols. We will also provide an update on management of the associated features of migraine. The course will end with an update on vestibular migraine including diagnosis and treatment.

By the end of this course participants will be able to:

- To describe the pathophysiology of Cluster Headache, clinical features and new treatment options
- To provide an update on Medication Overuse Headache with a focus on refractory patients
- To provide an update on Migraine with an emphasis on treatment beyond pain relief
- To provide an update on Vestibular Migraine including a practical clinical approach to diagnosis and treatment

Audience: Neurologist – Adult, Resident, Fellow, Nurses with interest in topic

Learning Level: Basic (Resident, New Information), Intermediate (Practicing Physician), Advanced (special interest, Higher Level Discussion)

Learning Format: Lecture/plenary method, question and answer sessions

CanMEDs Roles: Medical Expert, Scholar, Communicator, Collaborator, Leader, Health Advocate, Professional

Agenda:

8:00 AM
to
10:30 AM

	<table><tr><th>Start Time</th><th>Presentation Title</th><th>Name of Presenter</th></tr><tr><td>8:00</td><td>Welcome and Introduction</td><td>Suzanne Christie, Paul Cooper</td></tr><tr><td>8:05</td><td>Update on Cluster Headache</td><td>Laine Green</td></tr><tr><td>8:35</td><td>Medication Overuse Headache: Focus on Refractory Patients</td><td>Ioana Medrea</td></tr><tr><td>9:10</td><td>Beyond Pain: Treatment and diagnostic considerations for associated symptoms of migraine.</td><td>Jill Rau</td></tr><tr><td>9:40</td><td>Vestibular Migraine: An Update</td><td>Elizabeth Leroux</td></tr><tr><td>10:15</td><td>Additional Audience Q & A</td><td>All Presenters</td></tr></table>	Start Time	Presentation Title	Name of Presenter	8:00	Welcome and Introduction	Suzanne Christie, Paul Cooper	8:05	Update on Cluster Headache	Laine Green	8:35	Medication Overuse Headache: Focus on Refractory Patients	Ioana Medrea	9:10	Beyond Pain: Treatment and diagnostic considerations for associated symptoms of migraine.	Jill Rau	9:40	Vestibular Migraine: An Update	Elizabeth Leroux	10:15	Additional Audience Q & A	All Presenters
Start Time	Presentation Title	Name of Presenter																				
8:00	Welcome and Introduction	Suzanne Christie, Paul Cooper																				
8:05	Update on Cluster Headache	Laine Green																				
8:35	Medication Overuse Headache: Focus on Refractory Patients	Ioana Medrea																				
9:10	Beyond Pain: Treatment and diagnostic considerations for associated symptoms of migraine.	Jill Rau																				
9:40	Vestibular Migraine: An Update	Elizabeth Leroux																				
10:15	Additional Audience Q & A	All Presenters																				
	Tuesday, June 18 Daily Program																					
Society Day AM Course	Neuroradiology (CSNR) Day » Emergency Neuroradiology: Everything you need to know!																					
	<p>Chair: Carlos Torres, Richard Aviv</p> <p>Course Description: This Emergency Neuroradiology course will provide an imaging review of traumatic and non-traumatic neurological emergencies of the brain, the head & neck and the spine. The program will begin with a review of the key imaging findings in common and infrequent non-traumatic neurological emergencies followed by a review of key concepts in spontaneous intracranial hemorrhage. The program will then focus on the current guideline recommendations, controversies and endovascular treatment related to blunt cerebrovascular injury (BCVI), followed by the role of MRI in spine trauma. The program will conclude with a panel discussion as well as audience Q&A in order to allow interaction between the speakers and the audience.</p> <p>By the end of this course participants will be able to:</p> <ul style="list-style-type: none">• Recognize the key imaging features of common and infrequent non-traumatic neurological emergencies.• Appreciate current guideline recommendations and controversies in blunt cerebrovascular injury• Discuss the differential diagnosis in spontaneous intracranial hemorrhage• Understand the role of MRI in the context of spinal trauma <p>Audience: Neurologist (Adult), Neurosurgeon, Neuroradiologist, Resident, Fellow</p> <p>Learning Level: Intermediate, Advanced</p> <p>Learning Format: Lecture/plenary method, question and answer session</p> <p>CanMEDs Roles: Medical Expert, Scholar, Communicator, Collaborator, Professional</p> <p>Agenda:</p> <table><tr><th>Time</th><th>Presentation Title</th><th>Name of Presenter</th></tr><tr><td>8:00</td><td>Welcome and Introduction</td><td>Carlos Torres – Richard Aviv</td></tr></table>	Time	Presentation Title	Name of Presenter	8:00	Welcome and Introduction	Carlos Torres – Richard Aviv															
Time	Presentation Title	Name of Presenter																				
8:00	Welcome and Introduction	Carlos Torres – Richard Aviv																				
8:00 AM to 10:30 AM																						

	<table><tr><td>8:05 - 8:30</td><td>Non-Traumatic Neurological Emergencies</td><td>Carlos Torres</td></tr><tr><td>8:30 - 8:55</td><td>Spontaneous Intracranial Hemorrhage: Key Concepts!</td><td>Laurent Letourneau-Guillon</td></tr><tr><td>8:55 - 9:20</td><td>Blunt Cerebrovascular Injury: Current Guideline Recommendations and Controversies</td><td>Matylda Machnowska</td></tr><tr><td>9:20 - 9:45</td><td>Stop it! Endovascular Treatment of Vascular Lesions of the Head and Neck</td><td>Dana Iancu</td></tr><tr><td>9:45 - 10:10</td><td>MR in Spinal Trauma: Spinal Cord Lesions and Beyond</td><td>Jason Shewchuk</td></tr><tr><td>10:10 - 10:30</td><td>Audience Question & Answer</td><td>Richard Aviv Moderator; Panel – Carlos Torres, Laurent Letourneau-Guillon, Matylda Machnowska, Dana Iancu, Jason Shewchuk</td></tr></table> <p>Tuesday, June 18 Daily Program</p>	8:05 - 8:30	Non-Traumatic Neurological Emergencies	Carlos Torres	8:30 - 8:55	Spontaneous Intracranial Hemorrhage: Key Concepts!	Laurent Letourneau-Guillon	8:55 - 9:20	Blunt Cerebrovascular Injury: Current Guideline Recommendations and Controversies	Matylda Machnowska	9:20 - 9:45	Stop it! Endovascular Treatment of Vascular Lesions of the Head and Neck	Dana Iancu	9:45 - 10:10	MR in Spinal Trauma: Spinal Cord Lesions and Beyond	Jason Shewchuk	10:10 - 10:30	Audience Question & Answer	Richard Aviv Moderator; Panel – Carlos Torres, Laurent Letourneau-Guillon, Matylda Machnowska, Dana Iancu, Jason Shewchuk
8:05 - 8:30	Non-Traumatic Neurological Emergencies	Carlos Torres																	
8:30 - 8:55	Spontaneous Intracranial Hemorrhage: Key Concepts!	Laurent Letourneau-Guillon																	
8:55 - 9:20	Blunt Cerebrovascular Injury: Current Guideline Recommendations and Controversies	Matylda Machnowska																	
9:20 - 9:45	Stop it! Endovascular Treatment of Vascular Lesions of the Head and Neck	Dana Iancu																	
9:45 - 10:10	MR in Spinal Trauma: Spinal Cord Lesions and Beyond	Jason Shewchuk																	
10:10 - 10:30	Audience Question & Answer	Richard Aviv Moderator; Panel – Carlos Torres, Laurent Letourneau-Guillon, Matylda Machnowska, Dana Iancu, Jason Shewchuk																	
Society Day AM Course	Neurosurgery (CNSS) Day » MIS Spine																		
8:00 AM to 10:30 AM	Chair: Kesava Reddy																		
	Course Description: This course will cover the role of minimally invasive spine surgery in the current neurosurgical practice. The speakers will present current practices in decompressive as well as stabilization procedures using MIS technique and discuss the current role of these practices along with the advantages and disadvantages. By the end of this course participants will be able to: <ul style="list-style-type: none">• Appreciate the procedures that are possible with MIS techniques in spinal decompressive procedures• Appreciate the procedures that are possible with MIS techniques in spinal stabilization procedures• Learn the nuances of which indications are most suitable for MIS procedures• Appreciate the limitations of Mis procedures in spine• Appreciate the current role of the MIS procedures in spine Audience: Neurosurgeon, Resident, Fellow, Nurses and others with interest in topic Learning Level: Basic (Resident, New Information), Intermediate (Practicing Physician) Learning Format: Audience response systems, touch pads, case studies, demonstration, discussion group/ peer exchange/ lecture/plenary method, question and answer sessions, seminar CanMEDs Roles: Medical Expert, Scholar, Communicator, Collaborator, Leader, Health Advocate, Professional Agenda: <table><tr><th>Start Time</th><th>Presentation Title</th><th>Name of Presenter</th></tr><tr><td>0800-0830</td><td>MIS decompressive procedures</td><td>Kesava Reddy</td></tr><tr><td>0830-0900</td><td>MIS instrumentation in spine</td><td>Dhany Charest</td></tr><tr><td>0900-0930</td><td>MIS in deformity surgery</td><td>Neil Berrington</td></tr></table>		Start Time	Presentation Title	Name of Presenter	0800-0830	MIS decompressive procedures	Kesava Reddy	0830-0900	MIS instrumentation in spine	Dhany Charest	0900-0930	MIS in deformity surgery	Neil Berrington					
Start Time	Presentation Title	Name of Presenter																	
0800-0830	MIS decompressive procedures	Kesava Reddy																	
0830-0900	MIS instrumentation in spine	Dhany Charest																	
0900-0930	MIS in deformity surgery	Neil Berrington																	

	0930-1000	Review of role of MIS in current practice	Eric Massicotte
	1000-1030	Case presentation for interactive discussion	All speakers contribute
Tuesday, June 18 Daily Program			
Society Day AM Course	Neurosurgery (CNSS) Day » Surgical Education and Innovative Teaching Methods		
8:00 AM to 10:30 AM	Chair: Osaama H. Khan, Paul Kongkham Audience: Neurosurgeon, Neuroradiologist, Resident, Fellow, Nurses with interest in topic Learning Level: Basic (Resident, New Information), Intermediate (Practicing Physician) Learning Format: Audience response systems, touch pads, case studies, demonstration, lecture/plenary method, question and answer sessions, seminar, small group discussion, small Workshop / hands-on demonstration CanMEDs Roles: Medical Expert, Scholar, Communicator, Collaborator, Leader Agenda:		
	Start Time	Presentation Title	Name of Presenter
	8:05 – 8:20	A brief review of simulation in surgery	Victory Yang
	8:20 – 8:35	Simulation-Based Training for Neurosurgical Instrument Recognition - the Halifax experience	David Clarke
	8:35 – 8:50	The McGill experience	Rolando Del Maestro
	8:50 – 9:05	The UBC experience	Ryojo Akagami
	9:05 – 9:20	Using VR and augmented reality in teaching skull base anatomy and surgical approaches	Michael Walsh
	9:20 – 9:35	Employing Augmented Reality in Neurosurgical Education	Timur Urakov
	9:35 – 9:50	VR/AR in spinal instrumentation surgery	Andrew Ryu
	9:50 – 10:00	Pediatric Neurosurgery - Simulation	Vivek Bodani
Tuesday, June 18 Daily Program			
Poster Sessions	Tuesday Poster Moderated Sessions » Canadian Journal of Neurological Sciences Volume 46 - Issue s1 - June 2019 ABSTRACTS: 54th Annual Congress of the Canadian Neurological Sciences Federation		

10:45 AM to 11:45 AM	Session#	Date	Time	Room	Session Name
	PT1	Tue, June 18	10:45 - 11:45	Poster Station 1	Epilepsy 2 - Adult
	Moderator: Fraser Moore P.041 Magnesium and calcium reduce severity of spatial memory impairments in kainate mouse model of mesial temporal lobe epilepsy P.007 Déjà vu evoked by stimulating the insula in two patients suffering from intractable temporal lobe epilepsy P.005 Long-term retention on adjunctive brivaracetam in adults with focal seizures and previous carbamazepine, lamotrigine, levetiracetam, or topiramate use: Post-hoc analysis P.006 Efficacy of adjunctive brivaracetam in adult patients with secondarily generalized tonic-clonic seizures at baseline: pooled results from long-term follow-up trials P.009 Characterizing drug-resistant epilepsy in an adult cohort with new-onset epilepsy				
	PT2	Tue, June 18	10:45 - 11:45	Poster Station 2	Neuromuscular 2 - Spinal Muscular Atrophy
	Moderator: Natalie Parks P.062 Burden of illness of spinal muscular atrophy (SMA): an update P.068 Abnormal fatty acid metabolism is a feature of spinal muscular atrophy P.061 The value of AVXS-101 gene-replacement therapy for Spinal Muscular Atrophy Type 1 (SMA1) P.063 SUNFISH Part 1 results and Part 2 trial design in patients with type 2/3 spinal muscular atrophy (SMA) receiving risdiplam (RG7916) P.064 FIREFISH Part 1: 1-year results on motor function in infants with Type 1 spinal muscular atrophy (SMA) receiving risdiplam (RG7916) P.065 AVXS-101 gene-replacement therapy (GRT) in presymptomatic spinal muscular atrophy (SMA): study update P.066 AVXS-101 gene-replacement therapy (GRT) in spinal muscular atrophy type 1 (SMA1): long-term follow-up from the phase 1 clinical trial P.060 Time to treatment effect in Spinal Muscular Atrophy Type 1 (SMA1): an indirect comparison of treatments				
	PT3	Tue, June 18	10:45 - 11:45	Poster Station 3	Spine Surgery 1
	Moderator: Sean Christie P.125 Back “pane” secondary to glass coffee table mishap: a very unusual penetrating injury to the thoracic dura without spinal cord injury P.126 Enhancing patient understanding of spinal conditions through advanced imaging platforms P.127 Preventing C5 palsy after cervical decompression by nerve root untethering and intraforaminal ligament release P.128				

Percutaneous cortical screws: a novel approach to posterior spinal stabilization

[P.117](#)

The opinion of Canadian spine surgeons on medical assistance in dying (MAID); a cross-sectional survey of Canadian spine society (CSS) members

PT4	Tue, June 18	10:45 - 11:45	Poster Station 4	Functional Neurosurgery and Pain; Headache
------------	---------------------	----------------------	-------------------------	---

Moderator: Tejas Sankar

[P.010](#)

Efficacy, safety, and tolerability of ubrogepant for the acute treatment of migraine: a single-attack phase 3 study, ACHIEVE II

[P.011](#)

OnabotulinumtoxinA, quality of life, health resource utilization, and work productivity in chronic migraine: interim results from PREDICT

[P.051](#)

Early life stress in adolescent migraine and the mediational influence of internalizing psychopathology in a Canadian cohort

[P.089](#)

Ultra-high frequency deep brain stimulation at 10,000 Hz improves motor function

PT5	Tue, June 18	10:45 - 11:45	Poster Station 5	Neurovascular, Neurointerventional, Neurocritical Care
------------	---------------------	----------------------	-------------------------	---

Moderator: Jeanne Teitelbaum

[P.085](#)

Perioperative endovascular procedure utilization in transsphenoidal surgery patients at two tertiary-care academic centres

[P.113](#)

Case series, systematic review and meta-analysis of basilar bifurcation aneurysms treated between 2001 – 2017

[P.114](#)

Headache outcomes after treatment of unruptured intracranial aneurysms: systematic review and meta-analysis

[P.116](#)

Predicting cerebral vasospasm following aneurysmal subarachnoid hemorrhage is still an imperfect science

[P.034](#)

Evaluation of modeling software for deployment of Pipeline stents in the endovascular treatment of intracranial aneurysms

[P.021](#)

Esophageal cooling for hypoxic ischemic encephalopathy: a feasibility study

PT6	Tue, June 18	10:45 - 11:45	Poster Station 6	General Child Neurology
------------	---------------------	----------------------	-------------------------	--------------------------------

Moderator: Athen Macdonald

[P.072](#)

Fetal alcohol spectrum disorder - is this a ciliopathy?

[P.073](#)

Improving access to urgent neurology care for pediatric patients

[P.074](#)

Infantile idiopathic intracranial hypertension - a case study and review of the literature

[P.078](#)

Clinical trials in children with Down Syndrome : now and future

[P.082](#)

Cannabinoids in the treatment of behavioural symptoms of autism: a rapid review to guide practice

[P.057](#)

Solely neonatal hypoxic ischemic encephalopathy or more? A study examining genetic predisposition towards a clinical picture of HIE

	PT7 Tue, June 18 10:45 - 11:45 Poster Station 7 General Neurosurgery
	<p>Moderator: Joseph Megyesi</p> <p>P.103 When a neurosurgeon should care about pneumonia: the case for Pneumocystis jirovecii pneumonia prophylaxis in neurosurgical patients</p> <p>P.118 Excalibur, a novel haptic hand-controller for robot-assisted microsurgery</p> <p>P.119 Impact of postoperative discharge destination on length of stay</p> <p>P.120 Rapid intraoperative reconstruction of cranial implants for craniotomy procedures: a feasibility study</p> <p>P.122 The prediction of outcome after shunting for idiopathic normal pressure hydrocephalus</p> <p>P.123 Normal pressure hydrocephalus with associated tremor</p>
	PT8 Tue, June 18 10:45 - 11:45 Poster Station 8 Dementia and Cognitive Disorders; General Adult Neurology
	<p>Moderator: Alexandre Henri-Bhargava</p> <p>P.001 Rate of cognitive decline in dementias in patients from rural and remote Saskatchewan</p> <p>P.002 Quality of life across types of dementia in rural and remote memory clinic patients</p> <p>P.003 Differences between younger and older dementia patients at a rural and remote memory clinic</p> <p>P.040 Efficacy and safety of periodic albumin infusions in refractory postural orthostatic tachycardia syndrome: a comparative study</p>
	Tuesday, June 18 Daily Program
Society Day PM Course	<p>Child Neurology (CACN) Day »</p> <p>Pediatric Translational Neuroscience</p>
1:45 PM to 4:15 PM	<p>Chair: Michael Esser, Helly Goez</p> <p>Course Description: Child Neurology Day will focus on pediatric translational neuroscience. The day will be divided into session on several sub-specialties within Child Neurology with an attempt to cover as many as possible.</p> <p>By the end of this course participants will be able to:</p> <ul style="list-style-type: none"> • Understand the typical and hallmark features of common disorders within Child Neurology throughout the various ages and areas where research is needed to improve care/outcomes. • Describe the best diagnostic approach for evaluating and discerning the various causes of Neurological Disease in Children and the limitations of diagnostic tools to inform on pathogenesis. • Determine the best therapeutic approach and counselling for conditions within Child Neurology in the context of new scientific developments. • Understand the importance of a “translational approach” to understanding, diagnosis and management of common disorders within Child Neurology <p>Audience: Neurologist – Adult, Child Neurologist, Neurosurgeon, Neuro Physiologist, Resident, Fellow, Nurses with interest in topic</p> <p>Learning Level: Basic (Resident, New Information), Intermediate (Practicing Physician), Advanced (Higher Level Discussion)</p>

Learning Format: Lead in case presentation, followed by Lecture/plenary method, and wrapped up with case outcome

CanMEDs Roles: Medical Expert, Scholar, Professional, Collaborator and communicator

Agenda:

Start Time	Presentation Title	Name of Presenter
1:45pm	Welcome and re-cap	Helly Goez
40 min 5 min discussion	Understanding cell fate decisions in the developing brain: implications for epilepsy, migration disorders and brain tumors.	David Eisenstat
30 min 5 min discussion	Translational neuroscience of spinal cord injury and pain	John Kramer
10 min	Break	
30 min 5 minute discussion	Genetics of Pediatric Epilepsies	Elsa Rossignol
20 min 25 min interactive discussion	Resident Presentations	
10 min	Wrap up and evaluations	Helly Goez

[Tuesday, June 18 Daily Program](#)

**Society
Day PM
Course**

Neurophysiology (CSCN) Day »

EMG in Everyday Practice

Chair: Zaeem A. Siddiqi

Course Description:

This course is aimed to provide the attendees a broad based approach to neurophysiological testing and hands-on demonstration of these techniques. The session will comprise of four interactive workshops led by leading academic neurophysiologists. Nerve conduction and needle electromyography techniques will be demonstrated across the spectrum of neuromuscular disorders on volunteers. A practical approach will be emphasized for every day clinical scenarios. The format will allow adequate time for the attendees to interact with the faculty.

By the end of this course participants will be able to:

- Learn basic, comprehensive neurophysiological methods including routine and advanced nerve conduction studies including single fiber EMG and needle EMG using a hands-on patient interaction

Audience: Adult/Child Neurologists, Psychiatrists, Fellows, Senior Residents with interest in electromyography

Learning Level: Basic (Resident, New Information), Intermediate (Practicing Physician)

Learning Format: Small Workshops, hands-on demonstrations

CanMEDs Roles: Medical Expert, Scholar

Agenda:

1:45 PM
to
4:15 PM

1:45 pm – 4:15 pm: Workshop Sessions

Delegates will divide into 4 groups with a maximum of up to 15 attendees per group.

Each station: 40 minutes (2 minutes' intro | 3 minutes' conclusion | 35 min training)

1. Don Sanders: Single Fiber EMG with concentric needle electrodes
2. Zaeem Siddiqi: Less commonly studied nerves on NCS
3. Karine Garneau: Approach to Needle EMG
4. Cecile Phan: Routine Sensory & Motor NCS

STATION 1	STATION 2	STATION 3	STATION 4	
Time Slots	SFEMG with concentric needle	Routine sensory & motor NCS	Approach to needle EMG	Less commonly studied nerves
1:45-1:55 pm	<i>Delegates registered & assigned to 4 groups</i>			
1:55-2:25 pm	Group 1	Group 2	Group 3	Group 4
2:25-2:30 pm	Break/Change Over			
2:30-3:00 pm	Group 4	Group 1	Group 2	Group 3
3:00-3:05 pm	Break/Change Over			
3:05-3:35 pm	Group 3	Group 4	Group 1	Group 2
3:35-3:40 pm	Break/Change over			
3:40-4:10 pm	Group 2	Group 3	Group 4	Group 1
4:10 -4:15	Wrap Up			

[Tuesday, June 18 Daily Program](#)

**Society
Day PM
Course**
Neurology (CNS) Day »

An Update in CNS Demyelinating Diseases

Chair: Mark S. Freedman

Course Description:

Starting off with the first ever European Charcot Foundation sponsored lecture, we have one of the world's foremost authorities in NMO/NMOSD and anti-MOG related antibody syndromes provide an updated overview of these highly important entities, including their management. This will be followed by an also internationally acclaimed authority in translational medicine to offer his insights on how recent advances in scientific research has helped us to better manage our patients with MS. And finally, with the first ever approved therapy for pediatric MS, a well known pediatric neurologist will review the diagnosis and management of pediatric MS.

**1:45 PM
to
4:15 PM**

By the end of this course participants will be able to:

1. Become familiar with NMO/NMOSD and anti-MOG related CNS demyelinating diseases and their management and treatment.
2. Appreciate how scientific research can change therapeutic management in a true "bench to bedside" manner.
3. Learn about advances in our understanding and treatment of pediatric forms of MS

Audience: Neurologist – Adult, Child Neurologist, Neuroradiologist, Neurophysiologist, Resident, Fellow, Nurses with

interest in topic, Basic researchers, neuropsychologist, rehabilitation specialist

Learning Level: Basic (Resident, New Information), Intermediate (Practicing Physician), Advanced (special interest, Higher Level Discussion)

Learning Format: Case studies, demonstration, lecture/plenary method

CanMEDs Roles: Medical Expert, Scholar, Communicator, Collaborator, Leader, Health Advocate, Professional

Agenda:

Start Time	Presentation Title	Name of Presenter
13:45	Charcot Lecture on NMO/NMOSD/anti-MOG related CNS Demyelinating Diseases	Kazuo Fujihara
14:45	How has translational science in MS helped us to better manage MS today	Jack Antel
15:30	Diagnosis and treatment of Pediatric MS	Daniela Pohl

[Tuesday, June 18 Daily Program](#)

Society Day PM Course

Neurosurgery (CNSS) Day »

Innovation and Technology in Neurosurgery

Chair: Brian D. Toyota

Course Description:

Technical innovations in neurosurgery have escalated rapidly over the last decade. Historically standards of care evolved slowly through randomized-controlled trials or basic research. For many neurosurgical diseases, the current standard of care has changed fundamentally due to innovations in technology. This session will review technologies which have or are on the cusp of re-establishing how patients should be treated. Four disease states will be briefly reviewed in terms of their historic surgical management, followed by an expert presentation on the current zeitgeist.

By the end of this course participants will be able to:

1. Describe the benefits of laser ablation in the treatment of epilepsy.
2. Describe the indications of Gamma Knife therapy for benign cranial tumours.
3. Describe the indications of high-frequency ultrasound in the treatment of movement disorders.
4. Describe the advantages of flow-diverters and endovascular management of cerebro-vascular disease.

Audience: Neurosurgeons, Neurologists, Neuro-radiologists, Neuro-oncologists

Learning Level: Basic, Intermediate, Advanced

Learning Format: Case studies, Lectures

CanMEDs Roles: Medical Expert, Scholar, Communicator, Collaborator, Leader, Health Advocate, Professional

Agenda:

Start Time	Presentation Title	Name of Presenter
13:45	Review of Epilepsy Surgery	E. Toyota

1:45 PM
to
4:15 PM

	<table><tr><td>14:00</td><td>Laser Ablation in Epilepsy</td><td>R. Gross</td></tr><tr><td>14:25</td><td>Review of Benign Cranial Tumour Surgery</td><td>F. Nassiri</td></tr><tr><td>14:40</td><td>Gamma Knife in Benign Tumours</td><td>M. Schwartz</td></tr><tr><td>15:05</td><td>Review of Surgery for Movement Disorders</td><td>H. Yan</td></tr><tr><td>15:20</td><td>High Frequency Ultrasound in Functional Neurosurgery</td><td>Z. Kiss</td></tr><tr><td>15:45</td><td>Review of Surgery for Post-Circulation Aneurysms</td><td>C. Dandurand</td></tr><tr><td>16:00</td><td>Endovascular Therapy for Aneurysms</td><td>M. Kelly</td></tr></table> <p>Tuesday, June 18 Daily Program</p>	14:00	Laser Ablation in Epilepsy	R. Gross	14:25	Review of Benign Cranial Tumour Surgery	F. Nassiri	14:40	Gamma Knife in Benign Tumours	M. Schwartz	15:05	Review of Surgery for Movement Disorders	H. Yan	15:20	High Frequency Ultrasound in Functional Neurosurgery	Z. Kiss	15:45	Review of Surgery for Post-Circulation Aneurysms	C. Dandurand	16:00	Endovascular Therapy for Aneurysms	M. Kelly
14:00	Laser Ablation in Epilepsy	R. Gross																				
14:25	Review of Benign Cranial Tumour Surgery	F. Nassiri																				
14:40	Gamma Knife in Benign Tumours	M. Schwartz																				
15:05	Review of Surgery for Movement Disorders	H. Yan																				
15:20	High Frequency Ultrasound in Functional Neurosurgery	Z. Kiss																				
15:45	Review of Surgery for Post-Circulation Aneurysms	C. Dandurand																				
16:00	Endovascular Therapy for Aneurysms	M. Kelly																				
Society Day PM Course	Neurosurgery (CNSS) Day » Multidisciplinary Neurovascular Treatment: Techniques, Programs, and Training Expectations																					
1:45 PM to 4:15 PM	Chair: Stephen Lownie																					
	Course Description: This course will explore several contemporary aspects of neurovascular treatment, including technical advances (particularly radial artery access versus conventional femoral access), the uncommon supra-aortic stenoses and their management, the future of vascular neurosurgery education in the United States and Canada, and finally the use of intraoperative 2D/3D angiography in a hybrid O.R. environment. Invited speakers hail from the fields of neurosurgery, neurology and neuroradiology in order to provide participants a diverse and rewarding learning experience.																					
	By the end of this course participants will be able to: <ul style="list-style-type: none">• Understand the challenges facing future neurosurgery educators in neurovascular• Anticipate how changes in vascular access will benefit patients• Appreciate the potential use of endovascular approaches to large aortic branch disease• Foster multidisciplinary activities as the best approach to neurovascular patient care																					
	Audience: Neurosurgeon, Neurologist, Neuroradiologist, Resident, Fellow, Nurses with interest in topic																					
	Learning Level: Basic (Resident, New Information), Intermediate (Practicing Physician), Advanced (special interest, Higher Level Discussion)																					
	Learning Format: Audience response systems, case studies, demonstration, forum/panels, lecture/plenary method, question and answer sessions																					
	CanMEDs Roles: Medical Expert, Scholar, Communicator, Collaborator, Leader, Health Advocate, Professional																					
	Agenda: <table><tr><th>Start Time</th><th>Presentation Title</th><th>Name of Presenter</th></tr><tr><td>1.45 – 2.15 PM</td><td>Radial access for interventional neuroradiology: Rationale, tips for implementation, and lessons learned</td><td>Sachin Pandey</td></tr></table>	Start Time	Presentation Title	Name of Presenter	1.45 – 2.15 PM	Radial access for interventional neuroradiology: Rationale, tips for implementation, and lessons learned	Sachin Pandey															
Start Time	Presentation Title	Name of Presenter																				
1.45 – 2.15 PM	Radial access for interventional neuroradiology: Rationale, tips for implementation, and lessons learned	Sachin Pandey																				

2.15 – 2.45 PM	Supra-aortic stenosis and endovascular/neurointerventional treatment	Brian van Adel
2.45 – 3.15 PM	The future of vascular neurosurgery education in the United States	Thomas Mattingly
3.15 – 3.45 PM	The future of vascular neurosurgery education in Canada	Gwynedd Pickett
4.15 – 4.45 PM	Experience with single-plane 2D/3D angiography in a hybrid neurosurgery O.R.	Stephen Lownie

[Tuesday, June 18 Daily Program](#)

[TOP](#)

Program - Wednesday, June 19



DAILY PROGRAM: [Sunday](#) | [Monday](#) | [Tuesday](#) | [Wednesday](#) |

Wednesday, June 19 Daily Program

As courses are developed content will be added. Click on the course title to view the details.

Coffee served at 7:30am and 9:00am in *Square Victoria*

Wednesday, June 19	8:00 AM to 9:00 AM	Chairs' Select Abstracts
		A - Chair's Select Abstracts – CNS / CSCN »
		B - Chair's Select Abstracts – CACN / CSCN »
		C - Chair's Select Abstracts – CNSS / CSNR »
	9:00 AM to 10:00 AM	Wednesday Poster Moderated Sessions
	10:00 AM to 12:00 PM	Hot Topics Courses
		Hot Topics in Neurology: International Neurology »
		Hot Topics in Neurosurgery: How do Novel Neurosurgical Interventions Get Adopted? »
		Hot Topics in Child Neurology: Technology in Pediatric Neurology »
		Hot Topics in Clinical Neurophysiology and Neuromuscular Disease »

	Hot Topics in Neuroradiology: Inflammatory Amyloid Angiopathy Spectrum / Update on Glymphatics »										
12:00 PM to 1:15 PM	Lunch in Exhibit Hall										
1:15 PM to 3:15 PM	Grand Rounds Grand Rounds Session »										
Chairs' Select Abstracts	A - Chair's Select Abstracts – CNS / CSCN » Canadian Journal of Neurological Sciences Volume 46 - Issue s1 - June 2019 ABSTRACTS: 54th Annual Congress of the Canadian Neurological Sciences Federation										
8:00 AM to 9:00 AM	<table><tr><th>Session#</th><th>Date</th><th>Time</th><th>Room</th><th>Session Name</th></tr><tr><td>A</td><td>Wed, June 19</td><td>08:00 - 09:00</td><td>Centre-Ville, Lobby Level</td><td>Chair's Select Abstracts - Adult Neurology and Neurophysiology</td></tr></table> A.01 Relieving the burden of myasthenia gravis: eculizumab reduces exacerbation, hospitalization and rescue therapy rates A.02 Serum biomarkers of MS disease activity in patients treated with bone marrow transplant A.03 Cholinergic Neurons in Nucleus Subputaminalis in Primary Progressive Aphasia A.04 The classification of autosomal recessive cerebellar ataxias: a consensus statement from the society for research on the cerebellum and ataxias task force A.05 Five-year clinical and health economic outcomes in patients with late functional improvement post-stroke: A population-based cohort study A.06 Assessing inter-rater reliability in localizing sleep-related hypermotor seizures: a video-based survey A.07 Efficacy, safety, and tolerability of ubrogepant for the acute treatment of migraine: a single-attack phase 3 study, ACHIEVE I	Session#	Date	Time	Room	Session Name	A	Wed, June 19	08:00 - 09:00	Centre-Ville, Lobby Level	Chair's Select Abstracts - Adult Neurology and Neurophysiology
Session#	Date	Time	Room	Session Name							
A	Wed, June 19	08:00 - 09:00	Centre-Ville, Lobby Level	Chair's Select Abstracts - Adult Neurology and Neurophysiology							
Chairs' Select Abstracts	B - Chair's Select Abstracts – CACN / CSCN » Canadian Journal of Neurological Sciences Volume 46 - Issue s1 - June 2019 ABSTRACTS: 54th Annual Congress of the Canadian Neurological Sciences Federation										
8:00 AM to 9:00 AM	<table><tr><th>Session#</th><th>Date</th><th>Time</th><th>Room</th><th>Session Name</th></tr><tr><td>B</td><td>Wed, June 19</td><td>08:00 - 09:00</td><td>Av. Laurier</td><td>Chair's Select Abstracts - Child Neurology and Neurophysiology</td></tr></table> B.01 AVXS-101 gene-replacement therapy (GRT) for spinal muscular atrophy type 1 (SMA1): pivotal phase 3 study (STRIVE) update B.02 Long-term neurodevelopmental outcomes in preterm twins	Session#	Date	Time	Room	Session Name	B	Wed, June 19	08:00 - 09:00	Av. Laurier	Chair's Select Abstracts - Child Neurology and Neurophysiology
Session#	Date	Time	Room	Session Name							
B	Wed, June 19	08:00 - 09:00	Av. Laurier	Chair's Select Abstracts - Child Neurology and Neurophysiology							

	<p>B.03 Clinical utility of critical care EEG monitoring in a Canadian paediatric centre</p> <p>B.04 Alterations in brain structure in pediatric migraine</p> <p>B.05 The importance of mental health in improving quality of life in transition-aged patients with epilepsy</p> <p>B.06 Whole exome sequencing in genetic ataxias associated with cerebellar atrophy: the Canadian experience</p> <p>B.07 An educational video improves consent in pediatric lumbar puncture: a randomized control trial</p>										
Chairs' Select Abstracts	<p>C - Chair's Select Abstracts – CNSS / CSNR »</p> <p>Canadian Journal of Neurological Sciences Volume 46 - Issue s1 - June 2019</p> <p>ABSTRACTS: 54th Annual Congress of the Canadian Neurological Sciences Federation</p>										
8:00 AM to 9:00 AM	<table><tr><th>Session#</th><th>Date</th><th>Time</th><th>Room</th><th>Session Name</th></tr><tr><td>C</td><td>Wed, June 19</td><td>08:00 - 09:00</td><td>Av. Viger</td><td>Chair's Select Abstracts - Neurosurgery and Neuroimaging</td></tr></table> <p>C.01 Neck and arm pain after surgery for cervical myelopathy: outcomes and predictors of improvement</p> <p>C.03 Deformation-based morphometry analysis of longitudinal low-grade glioma growth</p> <p>C.04 Comparison of clinical outcomes between posterior instrumented fusion with and without interbody fusion for isthmic spondylolisthesis</p> <p>C.05 Direct visualization of the human zona incerta region using ultra-high field imaging: implications for stereotactic neurosurgery</p> <p>C.06 A nation-wide prospective multi-centre study of external ventricular drainage accuracy, safety and related complications</p> <p>C.07 Predicting individualized risk of recurrence: development and validation of a DNA-methylation based nomogram in meningioma</p> <p>Wednesday, June 19 Daily Program</p>	Session#	Date	Time	Room	Session Name	C	Wed, June 19	08:00 - 09:00	Av. Viger	Chair's Select Abstracts - Neurosurgery and Neuroimaging
Session#	Date	Time	Room	Session Name							
C	Wed, June 19	08:00 - 09:00	Av. Viger	Chair's Select Abstracts - Neurosurgery and Neuroimaging							
Poster Sessions	<p>Wednesday Poster Moderated Sessions »</p> <p>Canadian Journal of Neurological Sciences Volume 46 - Issue s1 - June 2019</p> <p>ABSTRACTS: 54th Annual Congress of the Canadian Neurological Sciences Federation</p>										
	<table><tr><th>Session#</th><th>Date</th><th>Time</th><th>Room</th><th>Session Name</th></tr><tr><td>PW1</td><td>Wed, June 19</td><td>09:00 - 10:00</td><td>Poster Station 1</td><td>Epilepsy 3 - Child, Adult & EEG</td></tr></table> <p>Moderator: Marcus Ng</p> <p>P.046 Increasing EEG monitoring in the pediatric ICU - benefits and barriers</p> <p>P.054 Electroconvulsive therapy and epilepsy: a case report</p> <p>P.008 Triphasic waves in powassan encephalitis: a case report</p>	Session#	Date	Time	Room	Session Name	PW1	Wed, June 19	09:00 - 10:00	Poster Station 1	Epilepsy 3 - Child, Adult & EEG
Session#	Date	Time	Room	Session Name							
PW1	Wed, June 19	09:00 - 10:00	Poster Station 1	Epilepsy 3 - Child, Adult & EEG							

8:00 AM to 9:00 AM	P.056 Combined conventional and amplitude-integrated EEG monitoring in neonates: a prospective study P.045 Use of sodium bicarbonate to alkalinize the urine in pediatric patients treated with Topiramate (pilot study) P.048 Characterization of somatic mutations in mTOR pathway genes in focal cortical dysplasias			
	PW2	Wed, June 19	09:00 - 10:00	Poster Station 2 Neuromuscular 3
	Moderator: Gerald Pfeffer P.022 Myasthenia gravis following dabrafenib and trametinib for metastatic melanoma P.023 Eculizumab shows consistent improvements across muscle groups in patients with AChR antibody-positive refractory myasthenia gravis P.026 Response to eculizumab in patients with myasthenia gravis recently treated with chronic intravenous immunoglobulin P.028 A milder congenital myopathy in the french canadians caused by a novel TNNT1 homozygous missense mutation P.029 Facial onset sensorimotor neuronopathy syndrome (FOSMN) associated with Non-Hodgkin Lymphoma (NHL) P.067 Quality of my life: perceptions of boys with Duchenne muscular dystrophy and their parents P.031 Intravenous immunoglobulins (IVIG) therapy in chronic inflammatory demyelinating polyneuropathy (CIDP) : time to maximal recovery			
	PW3	Wed, June 19	09:00 - 10:00	Poster Station 3 Neuro-Oncology 2
	Moderator: Joseph Megyesi P.100 Novel use of fluorescein sodium in the resection of a pediatric posterior fossa tumor P.091 Surgical outcomes for patients undergoing repeat endoscopic endonasal trans-sphenoidal surgery for recurrent pituitary adenomas P.093 Visual outcomes after expanded endoscopic endonasal resection of suprasellar meningiomas and optic nerve decompression P.096 Practice patterns in the management of residual/recurrent non-functioning pituitary adenomas: results from a Canada-wide survey P.101 Conservative management of meningiomas with a moderate to high peritumoral brain edema index: a single-institution report P.102 Expanded endoscopic endonasal approach for orbital apex decompression P.090 A case of delayed uncus herniation secondary to external hydrocephalus post intraventricular surgery			
	PW4	Wed, June 19	09:00 - 10:00	Poster Station 4 Spine Surgery 2
	Moderator: Kesh Reddy P.131 Does a multidisciplinary triage pathway facilitate better outcomes after spine surgery?			

	<p>P.132 Is a positive nerve root sedimentation sign associated with better outcomes after lumbar laminectomy?</p> <p>P.133 Minimally invasive MetrX microdiscectomy for lumbar disc herniation: review of long-term outcomes</p> <p>PW5 Wed, June 19 09:00 - 10:00 Poster Station 5 MS / Neuroinflammatory</p> <p>Moderator: Natalie Parks P.016 Clinical course of relapsing remitting multiple sclerosis post-natalizumab P.019 Motor evoked potentials as a new biomarker in multiple sclerosis P.080 Effects of REM sleep in anti-NMDA receptor encephalitis with extreme delta brush pattern P.017 Worldwide neurologist survey on management of autoimmune encephalitis</p> <p>PW6 Wed, June 19 09:00 - 10:00 Poster Station 6 Neurotrauma</p> <p>Moderator: Dhany Charest P.107 Traumatic spinal cord injuries among aboriginal and non-aboriginal populations of Saskatchewan: a prospective outcomes study P.109 Management of a maxillofacial, transclival penetrating injury P.110 Systematic review of civilian pediatric intracranial gunshot wounds P.111 Plasma ADAM-10 as a novel biomarker for traumatic brain injury and concussion P.112 Permanent isolated micrographia from traumatic basal ganglia injury</p> <p>PW7 Wed, June 19 09:00 - 10:00 Poster Station 7 Education</p> <p>Moderator: Athen Macdonald P.032 What do elective students learn about the specialty of Neurology (and what can that teach us)? P.069 Pediatric neurology subspecialty education development in a resource limited setting P.105 The "Comprehensive 3D Skull Base Lab"-- enhancing resident education with virtual/augmented reality and 3D printing at Northwestern University P.106 A pilot-project for neurosurgery competency-based design implementation P.039 Generating choosing wisely Canada recommendations for neurology</p> <p style="text-align: right;">Wednesday, June 19 Daily Program</p>
Hot Topics Course	Hot Topics in Neurology: International Neurology »
10:00 AM to 12:00 PM	<p>Chair: Steven Lewis</p> <p>Course Description: This Hot Topic Course will highlight exciting educational initiatives in neurology and neurosurgery aimed at enhancing brain health worldwide. There will be a special focus on the roles of Canada and the World Federation</p>

of Neurology in this very important endeavor.

By the end of this course participants will be able to:

- Discuss Canadian led programs fostering international education in neurology and neurosurgery
- Discuss World Federation of Neurology initiatives fostering international education in neurology
- Give an example of collaboration between Canadian Neurological Society and the World Federation of Neurology

Audience: Neurologist – Adult, Child Neurologist, Neurosurgeon, Neuroradiologist, Neurophysiologist, Resident, Fellow, Nurses with interest in topic

Learning Level: Basic (Resident, New Information), Intermediate (Practicing Physician), Advanced (special interest, Higher Level Discussion)

Learning Format: Lecture/plenary method, question and answer sessions

CanMEDs Roles: Communicator, Collaborator, Leader, Health Advocate, Professional

[Wednesday, June 19 Daily Program](#)

**Hot Topics
Course**

Hot Topics in Neurosurgery: How do Novel Neurosurgical Interventions Get Adopted? »

Chair: Patrick McDonald

Course Description:

Progress in neurosurgery relies heavily on surgical innovation, yet novel surgical interventions are rarely held to the same rigor as a novel pharmaceutical prior to adoption. This course will review how novel interventions across the scope of neurosurgery are adopted into practice, including fetal myelomeningocele repair, expanded indications for DBS, and endonasal approaches to the skull base.

By the end of this course participants will be able to:

- Review the types of neurosurgical innovation
- Review the use of a clinical trial in surgery
- Review the generalizability of clinical trials into wider practice
- Review novel interventions for fetal MMC repair, DBS and endonasal approaches to the skull base

Audience: Neurologist- Adult, Child Neurologist, Neurosurgeon, Resident, Fellow, Nurses with interest in topic

Learning Level: Basic (Resident, New Information), Intermediate (Practicing Physician), Advanced (special interest, Higher Level Discussion)

Learning Format: Seminar, Group discussion

CanMEDs Roles: Medical Expert, Scholar, Communicator, Collaborator, Leader, Health Advocate, Professional

Agenda:

Start Time	Presentation Title	Name of Presenter
10:00 AM	Introduction to Neurosurgical Innovation	Patrick McDonald (Chair)
10:10 AM	The MOMs Trial	Nalin Gupta
10:35 AM	Developing a Fetal Surgery Program After the MOMs Trial	Abhaya Kulkarni

10:00 AM
to
12:00 PM

	<table><tr><td>11:00 AM</td><td>Novel and Emerging Applications of DBS</td><td>Tejas Sankar</td></tr><tr><td>11:25 AM</td><td>Paradigm Shift- how the expanded endonasal approach entered practice</td><td>Gelareh Zadeh</td></tr><tr><td>11:50 AM</td><td>Panel Questions/Discussion</td><td>All speakers</td></tr></table> <p>Wednesday, June 19 Daily Program</p>	11:00 AM	Novel and Emerging Applications of DBS	Tejas Sankar	11:25 AM	Paradigm Shift- how the expanded endonasal approach entered practice	Gelareh Zadeh	11:50 AM	Panel Questions/Discussion	All speakers						
11:00 AM	Novel and Emerging Applications of DBS	Tejas Sankar														
11:25 AM	Paradigm Shift- how the expanded endonasal approach entered practice	Gelareh Zadeh														
11:50 AM	Panel Questions/Discussion	All speakers														
Hot Topics Course	Hot Topics in Child Neurology: Technology in Pediatric Neurology »															
10:00 AM to 12:00 PM	<p>Chair: Hugh McMillan</p> <p>Course Description: This session includes brief presentations of 4 topics, describing new technological advances in the field of Pediatric Neurology. Subjects will include: brain-computer interfaces, exoskeletons and other technologies highly relevant to practicing physicians. There will be time for questions, comments and discussion.</p> <p>By the end of this course participants will be able to:</p> <ul style="list-style-type: none">At the end of this course, participants will be up to date on the most interesting and relevant technological advances in Child Neurology over the past year <p>Audience: Neurologist – Adult, Child Neurologist, Neurosurgeon, Neuroradiologist, Resident, Fellow, Nurses with interest in topic</p> <p>Learning Level: Intermediate (Practicing Physician) and Basic (Resident, New Information)</p> <p>Learning Format: Discussion, peer exchange, rapid-fire presentations</p> <p>CanMEDs Roles: Medical Expert, Scholar, Communicator, Collaborator, Leader, Health Advocate, Professional</p> <p>Agenda:</p> <table><tr><th>Time</th><th>Presentation Title</th><th>Name of Presenter</th></tr><tr><td>10AM-10.30AM</td><td>External trigeminal nerve stimulation for acute and preventive migraine treatment</td><td>Serena Orr</td></tr><tr><td>10.30AM-11AM</td><td>Pediatric exoskeleton as an ambulatory aid</td><td>Anna McCormick</td></tr><tr><td>11AM-11.30AM</td><td>Brain-computer interfaces in severely disable children</td><td>Adam Kirton</td></tr><tr><td>11.30AM-12PM</td><td>Brineura (Cerliponase Alfa) for infantile neuronal ceroid lipofuscinosis type 2 (CLN2)</td><td>Samantha Marin</td></tr></table> <p>Wednesday, June 19 Daily Program</p>	Time	Presentation Title	Name of Presenter	10AM-10.30AM	External trigeminal nerve stimulation for acute and preventive migraine treatment	Serena Orr	10.30AM-11AM	Pediatric exoskeleton as an ambulatory aid	Anna McCormick	11AM-11.30AM	Brain-computer interfaces in severely disable children	Adam Kirton	11.30AM-12PM	Brineura (Cerliponase Alfa) for infantile neuronal ceroid lipofuscinosis type 2 (CLN2)	Samantha Marin
Time	Presentation Title	Name of Presenter														
10AM-10.30AM	External trigeminal nerve stimulation for acute and preventive migraine treatment	Serena Orr														
10.30AM-11AM	Pediatric exoskeleton as an ambulatory aid	Anna McCormick														
11AM-11.30AM	Brain-computer interfaces in severely disable children	Adam Kirton														
11.30AM-12PM	Brineura (Cerliponase Alfa) for infantile neuronal ceroid lipofuscinosis type 2 (CLN2)	Samantha Marin														
Hot Topics Course	Hot Topics in Clinical Neurophysiology and Neuromuscular Disease »															
10:00 AM to 12:00 PM	<p>Chair: Fraser Moore, Michelle Mezei</p> <p>Course Description: This “hot topics” course will provide an update on current issues in EMG and neuromuscular disease including the treatment of ALS and myasthenia gravis.</p>															

By the end of this course participants will be able to:

- Understand current treatment options for ALS/motor neuron disease.
- Be familiar with the Treatment Guidance statement for myasthenia gravis.
- Know the indications for, advantages, and disadvantages of the use of subcutaneous immunoglobulin in neuromuscular disease.
- Understand the clinical neurophysiology of pediatric acute flaccid paralysis

Audience: Neurologist – Adult, Child Neurologist, Neurosurgeon, Neurophysiologist, Resident, Fellow, Nurses with interest in topic

Learning Level: Basic (Resident, New Information), Intermediate (Practicing Physician)

Learning Format: lecture/plenary method, question and answer sessions

CanMEDs Roles: Medical Expert, Scholar, Health Advocate

Agenda:

Start Time	Presentation Title	Name of Presenter
10:00	Current treatment of ALS	Rami Massie
10:20	Audience Question & Answer	
10:30	Pitfalls in Single Fiber EMG	Donald Sanders
10:50	Audience Question & Answer	
11:00	Subcutaneous immunoglobulin treatment in neuromuscular disease	Pierre Bourque
11:20	Audience Question & Answer	
11:30	Pediatric acute flaccid paralysis	Cam-Tu Nguyen
11:50	Audience Question & Answer	

[Wednesday, June 19 Daily Program](#)

Hot Topics Course**Hot Topics in Neuroradiology: Inflammatory Amyloid Angiopathy Spectrum/Update on Glymphatics»**

Chair: Richard Aviv, Janka Hegedus, Alex Henri-Bhargava

Course Description:

- Inflammatory amyloid angiopathy spectrum
- Update on Glymphatics

**10:00 AM
to
12:00 PM**

By the end of this course participants will be able to:

- Understand and be discussant with the spectrum of inflammatory amyloid related disorders
- Recognize clinical and imaging manifestations of inflammatory amyloid related disorders
- Understand updated theory on interstitial fluid clearance from the brain
- Understand the effect of perturbations of flow on disease processes such as Idiopathic intracranial hypertension

Audience: Neurologist – Adult, Child Neurologist, Neurosurgeon, Neuroradiologist, Neurophysiologist, Resident,

	<p>Fellow, Nurses with interest in topic</p> <p>Learning Level: Basic (Resident, New Information), Intermediate (Practicing Physician), Advanced (special interest, Higher Level Discussion)</p> <p>Learning Format: Lecture/plenary method followed by question and answer sessions</p> <p>CanMEDs Roles: Medical Expert, Scholar, Communicator, Collaborator, Leader, Health Advocate, Professional</p> <p>Agenda:</p> <table><thead><tr><th>Start Time</th><th>Presentation Title</th><th>Name of Presenter</th></tr></thead><tbody><tr><td>10:00-10:23</td><td>Imaging features of inflammatory angiopathies</td><td>Richard Aviv</td></tr><tr><td>10:23-10.46</td><td>Clinical features of of inflammatory angiopathies</td><td>Janka Hegedus or Alex Henri-Bhargava</td></tr><tr><td>11:00-11:23</td><td>Update on Glymphatics</td><td>Jesse Klostranec</td></tr><tr><td>11:23-11:46</td><td>TBD</td><td>TBD</td></tr></tbody></table> <p>Wednesday, June 19 Daily Program</p>	Start Time	Presentation Title	Name of Presenter	10:00-10:23	Imaging features of inflammatory angiopathies	Richard Aviv	10:23-10.46	Clinical features of of inflammatory angiopathies	Janka Hegedus or Alex Henri-Bhargava	11:00-11:23	Update on Glymphatics	Jesse Klostranec	11:23-11:46	TBD	TBD
Start Time	Presentation Title	Name of Presenter														
10:00-10:23	Imaging features of inflammatory angiopathies	Richard Aviv														
10:23-10.46	Clinical features of of inflammatory angiopathies	Janka Hegedus or Alex Henri-Bhargava														
11:00-11:23	Update on Glymphatics	Jesse Klostranec														
11:23-11:46	TBD	TBD														
Grand Rounds	Grand Rounds Session »															
1:15 PM to 3:15 PM	<p>Fun and interactive session; Cases will be presented to the audience who will have the opportunity to ask questions and suggest a diagnosis, until the outcome of each case is eventually revealed.</p> <p>Chair: Jeanne Teitelbaum</p> <p>Animators: Alex Henri-Bhargava, Fraser Moore, David Dufresne</p> <p>Order/Schedule:</p> <ol style="list-style-type: none">1. Neuro peds: David Dufresne and Olivier Fortin2. Neurosurgery: Judith Marcoux and Abdulaziz Abobobtain3. Neurology: Fraser Moore, Dina Namiranian and David Pellerin <p>Wednesday, June 19 Daily Program</p>															

[TOP](#)

Program – Industry Supported Sessions

DAILY LUNCH 'N LEARNS: [Saturday](#) | [Sunday](#) | [Monday](#) | [Tuesday](#) | [Wednesday](#) |

Saturday, June 15 Dinner Session

As courses are developed content will be added. Click on the course title to view the details.



Dinner Session	A New Era in the Diagnosis and Management of Rare Neurological Disease »																								
5:00 PM to 8:00 PM	Chair: Angela Genge																								
	Course Description: This course is designed to inform neurologists outside tertiary care academic neuromuscular groups of significant advances in the diagnosis and management of patients with rare neuromuscular disorders. The course will provide guidelines on the phenotypes of patients who should be considered for genetic testing, the genetic testing available and the new therapies available in limb girdle syndromes, sensory neuropathies and motor neuron disorders.																								
	By the end of this course participants will be able to: <ul style="list-style-type: none">To identify those patients who should be screened for genetic forms of neuromuscular diseaseA review of the current testing available including DBS, Next Gen Sequencing for muscle disease, neuropathy, motor neuron disease, neuromuscular junction diseaseRole of registries for patients with rare diseaseNew therapeutics for patients with rare neuromuscular disease																								
	Audience: Neurologist – Adult Neuro Physiologist Resident Fellow Nurses with interest in topic																								
	Learning Level: Intermediate (Practicing Physician Senior Resident Fellow)																								
	Learning Format: Case studies Lecture/plenary method																								
	CanMEDs Roles: Medical Expert Leader Professional																								
	Agenda:																								
	<table><tr><th>Time</th><th>Description</th><th>Name of Presenter</th></tr><tr><td>5:00-5:15 PM</td><td>Case presentation</td><td></td></tr><tr><td>5:15-5:45</td><td>Phenotypes requiring genetic testing- The community Neurologist’s perspective</td><td>Alexis Gagnon</td></tr><tr><td>5:45-6:00</td><td>Case presentation</td><td></td></tr><tr><td>6:00-6:30</td><td>The role of Next Gen Sequencing and a case for registries both ends of the spectrum</td><td>John Mitchell</td></tr><tr><td>6:30-7:30</td><td>New therapeutics</td><td>Angela Genge</td></tr><tr><td>7:30-8:00</td><td>Audience Questions and Panel discussion</td><td></td></tr><tr><td></td><td>Evaluation & Wrap Up</td><td></td></tr></table>	Time	Description	Name of Presenter	5:00-5:15 PM	Case presentation		5:15-5:45	Phenotypes requiring genetic testing- The community Neurologist’s perspective	Alexis Gagnon	5:45-6:00	Case presentation		6:00-6:30	The role of Next Gen Sequencing and a case for registries both ends of the spectrum	John Mitchell	6:30-7:30	New therapeutics	Angela Genge	7:30-8:00	Audience Questions and Panel discussion			Evaluation & Wrap Up	
	Time	Description	Name of Presenter																						
5:00-5:15 PM	Case presentation																								
5:15-5:45	Phenotypes requiring genetic testing- The community Neurologist’s perspective	Alexis Gagnon																							
5:45-6:00	Case presentation																								
6:00-6:30	The role of Next Gen Sequencing and a case for registries both ends of the spectrum	John Mitchell																							
6:30-7:30	New therapeutics	Angela Genge																							
7:30-8:00	Audience Questions and Panel discussion																								
	Evaluation & Wrap Up																								
	<i>This program was developed by the CNSF and Sanofi and Akcea to achieve scientific integrity, objectivity and balance. It is an unaccredited learning activity and not eligible for MOC credits.</i>																								

[Industry Supported Sessions](#)

[TOP](#)

Sunday, June 16 Lunch 'n Learns/Dinner Session

As courses are developed content will be added. Click on the course title to view the details.

Sunday, June 16 Lunch 'n Learns / Dinner Session		Lunch 'n Learns
	12:30 PM to 2:00 PM	Awake Craniotomy Utilizing Higher Cortical and Subcortical Mapping » A Canadian Perspective from Over 500 Cases
		From Trial to Treatment: Uncovering Real-World Learnings in Epilepsy Management » Hereditary ATTR Amyloidosis - A "can't miss" diagnosis »
	8:00 PM to 9:30 PM	Dinner Session From Diagnosis and Beyond: A New Era of Treatment Possibilities for Patients with Rare Neuropathies »
Lunch 'n Learn	Awake Craniotomy Utilizing Higher Cortical and Subcortical Mapping » A Canadian Perspective from Over 500 Cases	
12:30 PM to 2:00 PM	<p>Chair: John Sinclair</p> <p>Course Description: Postoperative deficits following tumor resection may have consequences for quality of life and should lead physicians to change to awake surgery paradigms to prevent such permanent cognitive impairments. Shifting from a "tumor surgery" focus to a holistic "brain surgery" focus and performing resections based on functional boundaries and not according to oncological limits, has been shown to optimize the preservation of quality of life, not only allowing for the avoidance of severe neurological deficits but also facilitating the preservation of higher neurocognitive functions. Awake mapping using intraoperative electrical brain mapping (EBM) has been shown to represent the most reliable method to optimize "onco-functional" balance, defined as "a compromise between achieving maximum tumor resection together with the preservation of maximum function" at both the cortical and subcortical levels.^{1, 2}</p> <p>Furthermore, it has been postulated that "in order to resume a normal familial, social, and professional life, with a prolonged survival expectancy patients have to benefit not only from language mapping when the tumor involves the left "dominant" hemisphere, but also from intraoperative mapping of sensorimotor, visuospatial, higher cognitive, and emotional functions under local anesthesia, even for gliomas situated within presumed "non-language" areas such as the right "non-dominant" hemisphere."³</p> <p>Please join Dr. John Sinclair as he discusses his adoption of the principles of modern awake surgery with higher cortical and subcortical mapping to maximize resection whilst decreasing the risk of postoperative deficits and the development of the multidisciplinary Awake Resection programme at the Ottawa Hospital.</p> <p>Attendees will learn about Dr. Sinclair's initial experience developing his programme, and will describe how his programme has evolved through his experience with over 500 cases.</p> <ul style="list-style-type: none"> • Colleo et al. Selection of intraoperative tasks for awake mapping based on relationships between tumor location and functional networks. J Neurosurg 119: 1380-1394, 2013. • Mandeonnet et al. Initial experience using awake surgery for glioma: oncological, functional and employment outcomes in a consecutive series of 25 cases. Neurosurgery 76: 382-389, 2015 • Duffau, H. Is non-awake surgery for supratentorial adult low-grade glioma treatment still feasible? Neurosurg Rev. 2018 Jan;41(1):133-139 <p>By the end of this course participants will be able to:</p> <ul style="list-style-type: none"> • Understand higher cortical and subcortical mapping and the role they play in advanced awake surgery • Learn how to implement an awake surgery programme in Canada • Understand the tools needed to start a successful awake surgery programme <p>Audience: Neurologist – Adult Child Neurologist Neurosurgeon Neuro Physiologist Resident Fellow Nurses with interest in topic</p>	

Learning Level: Basic (Resident, New Information) | Intermediate (Practicing Physician) | Advanced (SIG, Higher Level Discussion)

Learning Format: Case studies | Lecture/plenary method | Question and answer sessions

CanMEDs Roles: Medical Expert | Scholar | Communicator | Collaborator | Leader | Health Advocate | Professional

Agenda:

Time	Description	Name of Presenter
12:30 to 2:00pm	Awake Craniotomy utilizing Higher Cortical and Subcortical Mapping; A Canadian Perspective from Over 500 Cases	John Sinclair
	Evaluation & Wrap Up	
<i>This program was developed by the CNSF and Integra to achieve scientific integrity, objectivity and balance. It is an unaccredited learning activity and not eligible for MOC credits.</i>		

Lunch 'n Learn

From Trial to Treatment: Uncovering Real-World Learnings in Epilepsy Management »

Chair: Mark Sadler

Speakers: Lysa Lomax, Mark Sadler, Martin Veilleux

Course Description:

Evidence generated in a clinical (or 'real world') setting, when coupled with prior clinical trial data, has the potential to accelerate the optimization of new medication use in community neurology clinical practice. In this session, we will review recently published "real world evidence" studies involving the three newest anti-seizure agents: brivaracetam, eslicarbazepine, and peramppanel.

By the end of this course participants will be able to:

- Articulate the value of real world evidence, and be able to compare and contrast it with existing clinical trial data
- Demonstrate a better understanding of the real world efficacy and safety data for the newest anti-seizure medications
- Integrate key learnings into their clinical decision-making process to optimize patient outcomes

Audience: Neurologist – Adult | Child Neurologist | Neurosurgeon | Neuro Physiologist | Resident | Fellow | Nurses with interest in topic

Learning Level: Basic (Resident, New Information) | Intermediate (Practicing Physician)

Learning Format: TBD

CanMEDs Roles: Medical Expert | Scholar | Communicator | Collaborator | Leader | Health Advocate | Professional

Agenda:

Time	Description	Name of Presenter
12:30 PM	Interactive Opening and Icebreaker	David Rosenberg
12:40 PM	Chair Introduction and Presentation about RWE	R. Mark Sadler

	<p>thoughts around RWE:</p> <ol style="list-style-type: none"> 1. Efficacy (trial data) vs. Effectiveness (RWE) 2. Safety in trial data vs. RWE 3. Other TBD <p>12:45 PM Discussion at Tables about RWE Participants will discuss at tables and discuss what they feel the importance of RWE to them.</p> <p>12:55 PM Plenary Session A Lysa Lomax</p> <ol style="list-style-type: none"> 1. Clinical Talk on Brivaracetam 2. RWE Presentation on Brivaracetam 3. Comments on Brivaracetam RWE from all speakers <p>13:15 PM Plenary Session B R. Mark Sadler</p> <ol style="list-style-type: none"> 1. Clinical Talk on Perampanel 2. RWE Presentation on Perampanel 3. Comments on Perampanel RWE from all speakers <p>13:35 PM Plenary Session C Martin Veilleux</p> <ol style="list-style-type: none"> 1. Clinical Talk on Eslicarbazepine 2. RWE Presentation on Eslicarbazepine 3. Comments on Eslicarbazepine RWE from all speakers <p>13:55 PM Closing remarks and Q&A David Rosenberg</p> <p><i>This program was developed by the CNSF and Eisai to achieve scientific integrity, objectivity and balance. It is an unaccredited learning activity and not eligible for MOC credits.</i></p>
Lunch 'n Learn	Hereditary ATTR Amyloidosis - A "can't miss" diagnosis »
12:30 PM to 2:00 PM	<p>Chair: Michelle Mezei</p> <p>Course Description: This course will focus on the paradigm shift in clinical evidence for hATTR amyloidosis published since last-years CNSF and the need for increased diligence in identifying, screening and diagnosing index patients and family members. The course will review pathophysiology, clinical manifestations, natural history, diagnostic work-up, case studies and treatment.</p> <p>By the end of this course participants will be able to:</p> <ul style="list-style-type: none"> • Understand the pathophysiology, clinical manifestations and history of hATTR • Understand clinical and laboratory workup including differential from other neuropathies, including real-world cases • Understand recent clinical data for novel treatment options <p>Audience: Adult Neuro Physiologist Resident Fellow Nurses with interest in topic</p> <p>Learning Level: Basic (Resident, New Information) Intermediate (Practicing Physician) Advanced (SIG, Higher Level Discussion)</p> <p>Learning Format: Case studies Discussion group/ peer exchange/ user groups Forum/panels Lecture/plenary method Question and answer sessions</p>

CanMEDs Roles: Medical Expert | Scholar | Communicator | Collaborator | Leader | Health Advocate | Professional

Agenda:

Time	Description	Name of Presenter
12:30	Introduction	Michelle Mezei
12:40	Approach to diagnosing small fiber polyneuropathy	Rami Massie
1:00	Untangling real-world cases	Michelle Mezei
1:20	Novel treatments for hereditary ATTR amyloidosis	Steve Baker
1:40	Panel Q & A	All
	Evaluation & Wrap Up	

*This program was developed by the CNSF and **Alnylam** to achieve scientific integrity, objectivity and balance. It is an unaccredited learning activity and not eligible for MOC credits.*

Dinner Session

From Diagnosis and Beyond: A New Era of Treatment Possibilities for Patients with Rare Neuropathies »

Chair: Kristine Chapman

Course Description:

Making a diagnosis of hereditary neuropathy can be challenging due to phenotypic heterogeneity. A new gene panel for hereditary neuropathies is now available to Canadian neurologists. The scientific background and practical use of this panel will be discussed. Hereditary amyloidosis is a debilitating multi-system disorder with cardiovascular, peripheral and autonomic nerve involvement. Genetic testing plays a critical role in timely diagnosis, as there are novel therapeutic advances that can significantly improve the lives of patients living with this disabling disease. The course will review key features of autonomic neuropathies, promoting recognition and management of neuropathies including hATTR amyloidosis. The practical management of patients with amyloid related neuropathy including symptom management and multidisciplinary care will be reviewed. This course will have an interactive format, with opportunity for audience participation and discussion.

By the end of this course participants will be able to:

- Identify the key signs and symptoms of autonomic nervous dysfunction in hATTR amyloidosis and other autonomic neuropathies
- Describe the critical role of genetic testing in the diagnosis of hereditary neuropathies and how to access early testing in Canada
- Implement management of patients with hATTR amyloidosis in their clinical practice

Agenda:

Time	Description	Name of Presenter
8:00 pm – 8:15 pm	Welcome/Introductions/Objectives	Kristine Chapman
8:15 pm – 8:35 pm	Diagnosing and treating rare neuropathies with autonomic nervous system dysfunction	Priya Dhawan
8:35 pm – 8:55 pm	Genetic sequencing and results: what do we know now?	Brian Schoenfeld

**8:00 PM
to
9:30 PM**

8:55 pm – 9:15 pm	Practical management of patients with polyneuropathy related to hATTR amyloidosis, including novel gene silencing treatments	TBD
9:15 pm	Panel discussion, audience questions and evaluation	All
<i>This program was developed by the CNSF and Akcea and was planned to achieve scientific integrity, objectivity and balance. It is an unaccredited learning activity and not eligible for MOC credits.</i>		

[Industry Supported Sessions](#)

[TOP](#)

Monday, June 17 Lunch 'n Learns

As courses are developed content will be added. Click on the course title to view the details.

Monday, June 17 Lunch 'n Learns	12:15 PM to 1:45 PM	Lunch 'n Learn							
		Clinical Management of MABs in Real Life »							
		Getting Under the Skin: Subcutaneous Immunoglobulin in CIDP »							
		Shifting Paradigms in Pediatric Neurology: Focus on SMA and MS »							
Lunch 'n Learn	Clinical Management of MABs in Real Life »								
12:15 PM to 1:45 PM	Chair: Elizabeth Leroux, Suzanne Christie								
	Course Description: In this conference, clinical questions arising from the use of CGRP monoclonal antibodies will be discussed.								
	By the end of this course participants will be able to:								
	<div><div>1.</div><div>Summarize the effectiveness of erenumab for episodic and chronic migraine, with a focus on patients with medication overuse and previous failures.</div></div>								
	<div><div>2.</div><div>Discuss the pharmacokinetics of erenumab, and how they impact the clinical response.</div></div>								
	<div><div>3.</div><div>Review the tolerability of erenumab and the occurrence of rare side effects in the practice.</div></div>								
	<div><div>4.</div><div>Discuss the use of monoclonal antibodies in the pediatric population.</div></div>								
<div><div>5.</div><div>Discuss the use of CGRP antibodies in patient with vascular comorbidities</div></div>									
Audience: Neurologist – Adult Resident Fellow Nurses with interest in topic Pain Specialist									
Learning Level: Intermediate (Practicing Physician) Advanced (SIG, Higher Level Discussion)									
Learning Format: Audience response systems (touch pads) Case studies Lecture/plenary method									
CanMEDs Roles: Medical Expert Scholar Professional									
Agenda:									
<table><tr><th>Time</th><th>Description</th><th>Name of Presenter</th></tr><tr><td>12:15</td><td>Case Discussion and audience interaction</td><td>Elizabeth Leroux</td></tr></table>				Time	Description	Name of Presenter	12:15	Case Discussion and audience interaction	Elizabeth Leroux
Time	Description	Name of Presenter							
12:15	Case Discussion and audience interaction	Elizabeth Leroux							

	<div>12:35Questions</div> <div>1:00Case Discussion and audience interactionSuzanne Christie</div> <div>1:30Questions</div> <div>Evaluation & Wrap Up</div> <div><i>This program was developed by the CNSF and Novartis to achieve scientific integrity, objectivity and balance. It is an unaccredited learning activity and not eligible for MOC credits</i></div>																		
Lunch 'n Learn	Getting Under the Skin: Subcutaneous Immunoglobulin in CIDP »																		
12:15 PM to 1:45 PM	<div>Chair: Angela Genge, Lynda Theoret</div> <div>By the end of this course participants will be able to:<ul style="list-style-type: none">Review the pathophysiology of Chronic inflammatory demyelinating polyneuropathy (CIDP)Understand the evidence behind the use of Subcutaneous Immunoglobulin in CIDPGain a perspective on how Subcutaneous Immunoglobulin is administeredPlease see the Online CPD Toolkit</div> <div>Audience: General Neurologist Neurologist with neuromuscular interest Resident Fellow Nurses with interest in topic</div> <div>Learning Level: Basic (Resident, New Information) Intermediate (Practicing Physician)</div> <div>Learning Format: Case studies touch pad Demonstration Forum/panels Question and answer sessions</div> <div>CanMEDs Roles: Medical Expert Scholar Communicator Collaborator Leader Health Advocate Professional</div> <div>Agenda:<table><tr><th>Time</th><th>Description</th><th>Name of Presenter</th></tr><tr><td>12:15-12:20</td><td>Introduction</td><td>Angela Genge</td></tr><tr><td>12:20-1:00</td><td>Expanding the Evidence for Subcutaneous Immunoglobulin in CIDP: PATH and Beyond</td><td>Angela Genge</td></tr><tr><td>1:00-1:30</td><td>Case Studies in the Management of CIDP with Subcutaneous Immunoglobulin</td><td>Lynda Theoret</td></tr><tr><td>1:30-1:45pm</td><td>Question & Answers period</td><td>All</td></tr><tr><td></td><td>Evaluation & Wrap Up</td><td></td></tr></table><div><i>This program was developed by the CNSF and CSL Behring to achieve scientific integrity, objectivity and balance. It is an unaccredited learning activity and not eligible for MOC credits.</i></div></div>	Time	Description	Name of Presenter	12:15-12:20	Introduction	Angela Genge	12:20-1:00	Expanding the Evidence for Subcutaneous Immunoglobulin in CIDP: PATH and Beyond	Angela Genge	1:00-1:30	Case Studies in the Management of CIDP with Subcutaneous Immunoglobulin	Lynda Theoret	1:30-1:45pm	Question & Answers period	All		Evaluation & Wrap Up	
Time	Description	Name of Presenter																	
12:15-12:20	Introduction	Angela Genge																	
12:20-1:00	Expanding the Evidence for Subcutaneous Immunoglobulin in CIDP: PATH and Beyond	Angela Genge																	
1:00-1:30	Case Studies in the Management of CIDP with Subcutaneous Immunoglobulin	Lynda Theoret																	
1:30-1:45pm	Question & Answers period	All																	
	Evaluation & Wrap Up																		
Lunch 'n Learn	Shifting Paradigms in Pediatric Neurology: Focus on SMA and MS »																		

Chair: Hugh McMillan

Course Description:

This practical lunch and learn session will help clinicians better understand the burden of two pediatric neurodegenerative conditions, spinal muscular atrophy (SMA) and multiple sclerosis (MS) as well as provide them with practical recommendations on how to identify and manage these conditions in clinical practice. Through a combination of didactic presentations, case-based discussions and interactive polling questions, experts in the field will share their insights on the clinical implications of the latest research in these areas.

By the end of this course participants will be able to:

- Describe the disease burden of two pediatric neurodegenerative conditions, spinal muscular atrophy (SMA) and multiple sclerosis (MS)
- Explain the disease mechanisms underlying these conditions in the pediatric population
- Identify and diagnose SMA and pediatric MS in clinical practice
- Discuss the place of recent therapeutic advances in the clinical management of these neurodegenerative diseases

Audience: Child Neurologist | Neuro Physiologist | Resident | Fellow | Nurses with interest in topic

Learning Level: Intermediate (Practicing Physician)

Learning Format: Audience response systems (touch pads) | Case studies | Lecture/plenary method | Question and answer sessions

CanMEDs Roles: Medical Expert | Scholar | Communicator | Collaborator | Leader | Health Advocate | Professional

Agenda:

12:15 PM
to
1:45 PM

Time	Description	Name of Presenter
15 minutes	Lunch & audience polling – <i>test your knowledge</i>	
5 minutes	Introduction: The Burden of Pediatric Neurodegenerative Disease	Hugh McMillan
30 minutes	Optimizing clinical management of SMA <ul style="list-style-type: none">- Identification and Diagnosis (discuss criteria for SMA diagnosis, genetic testing using clinical cases)- Avoiding delayed diagnosis and impact of early diagnosis on survival- Recent Advances in Therapy (implications of gene therapy for SMA and key clinical data on emerging treatment for SMA, with a focus on gene therapy)	Hugh McMillan
20 minutes	Pediatric MS in Clinical Practice <ul style="list-style-type: none">- Case Presentation and Discussion- Identification and Diagnosis- Underlying Mechanism of Disease- Recent Advances in Therapy	Daniela Pohl
15 minutes	Audience Q&A and & polling – <i>re-test your knowledge</i>	Moderated by Hugh McMillan
5 minutes	Conclusion: Evaluation & Wrap Up	Hugh McMillan

This program was developed by the CNSF, AveXis and Novartis and was planned to achieve scientific integrity, objectivity and balance. It is an unaccredited learning activity and not eligible for MOC credits.

[Industry Supported Sessions](#)

Tuesday, June 18 Lunch 'n Learn

As courses are developed content will be added. Click on the course title to view the details.

Lunch 'n Learn	Laser Ablation »															
12:00 PM to 1:30 PM	Chair: Brian Toyota															
	Invited Speaker: Robert Gross															
	Course Description: Dr. Robert Gross from Emory University will provide an overview of Visualase MRI-guided Laser Ablation. He will also share his extensive clinical experience using this minimally invasive neurosurgical technology for the treatment of refractory epilepsy and brain tumours.															
	By the end of this course participants will be able to: <ul style="list-style-type: none">Explain MRI-guided laser ablation technology and elaborate on it’s clinical value as a minimally invasive treatment for refractory epilepsy and brain tumours.															
	Audience: Neurologist – Adult Child Neurologist Neurosurgeon Resident Fellow Nurses with interest in topic															
	Learning Level: Basic (Resident, New Information) Intermediate (Practicing Physician) Advanced (SIG, Higher Level Discussion)															
	Learning Format: Case studies Lecture/plenary method Question and answer sessions															
	CanMEDs Roles: Medical Expert Scholar Communicator Collaborator Leader Health Advocate Professional															
	Agenda: <table><tr><th>Time</th><th>Description</th><th>Name of Presenter</th></tr><tr><td>12-12:15</td><td>Introduction to Laser Ablation</td><td>Brian Toyota</td></tr><tr><td>12:15-1:00pm</td><td>Visualase MRI- Guided Laser Ablation – Clinical Experience</td><td>Robert Gross</td></tr><tr><td>1:00-1:25pm</td><td>Discussion</td><td>All</td></tr><tr><td>1:25-1:30pm</td><td>Evaluation & Wrap Up</td><td>All</td></tr></table>	Time	Description	Name of Presenter	12-12:15	Introduction to Laser Ablation	Brian Toyota	12:15-1:00pm	Visualase MRI- Guided Laser Ablation – Clinical Experience	Robert Gross	1:00-1:25pm	Discussion	All	1:25-1:30pm	Evaluation & Wrap Up	All
Time	Description	Name of Presenter														
12-12:15	Introduction to Laser Ablation	Brian Toyota														
12:15-1:00pm	Visualase MRI- Guided Laser Ablation – Clinical Experience	Robert Gross														
1:00-1:25pm	Discussion	All														
1:25-1:30pm	Evaluation & Wrap Up	All														
	<i>This program was developed by the CNSF and Medtronic to achieve scientific integrity, objectivity and balance. It is an unaccredited learning activity and not eligible for MOC credits.</i>															

[Industry Supported Sessions](#)

[TOP](#)

Wednesday, June 19 Lunch 'n Learn

As courses are developed content will be added. Click on the course title to view the details.

Lunch 'n Learn	Advancing Understanding of New Therapeutic Options in ALS Management and the Patient Journey »
----------------	--

Chair: Angela Genge, Colleen O'Connell

Course Description:

Early diagnosis of ALS is crucial for improving the function and quality of life of patients suffering from this disease. Recognizing the initial signs and symptoms of ALS followed by prompt referral to a specialized ALS clinic is the first step towards ensuring that patients benefit from early multi-disciplinary care. Slowing the decline in physical function is central to the management for patients with ALS but efforts to develop new drug therapies in this regard have proven difficult. Edaravone is the first new drug treatment for ALS patients in almost two decades. This important new therapy has been shown to slow the decline in the loss of physical function. Health care professionals participating in this educational session will explore the importance of early detection of ALS and the critical role of general neurologists in the patient journey, the strategy of early intervention and the introduction of edaravone to the treatment paradigm.

By the end of this course participants will be able to:

- Appreciate the evolving landscape of ALS care in Canada
- Examine the key role of general neurologists in the ALS patient journey and indications for ALS clinic referral
- Review the clinical evidence for edaravone and understand its implications for the management of ALS

Audience: Neurologist – Adult | Neurosurgeon | Neuro Physiologist | Resident | Fellow | Nurses with interest in topic

Learning Level: Basic (Resident, New Information) | Intermediate (Practicing Physician)

Learning Format: Audience response systems (touch pads) | Case studies | Lecture/plenary method

CanMEDs Roles: Medical Expert

Agenda:

Time	Description	Name of Presenter
12:00 pm	Welcome and Introductions	TBD
12:10 pm	ALS Management in Canada	TBD
12:20 pm	ALS Patient Journey and the Important Role of General Neurologists	TBD
12:40 pm	Q&A	TBD
12:45 pm	A New Option for ALS Patients: Edaravone	TBD
13:00 pm	Q&A	TBD
13:10 pm	Summary, Evaluation & Wrap-Up	TBD

*This program was developed by the CNSF and **Mitsubishi Tanabe Pharma Canada** to achieve scientific integrity, objectivity and balance. It is an unaccredited learning activity and not eligible for MOC credits.*

[Industry Supported Sessions](#)

[TOP](#)

Course Notes



Course Notes

Thank you to Lilly,
Course Notes Sponsor



Abstracts/Prizes



Call for Abstracts 2019

[call for abstracts](#) | [society prizes](#) | [digital poster construction](#) | [presentation formats](#)

Thank you for submitting your research to the 2019 Congress of the Canadian Neurological Sciences Federation. The CNSF Congress continues to be the premier Canadian Congress for neurologists, neurosurgeons and neuroradiologists. By submitting your work to our Congress you gain the opportunity to disseminate your work across the entire spectrum of clinical neurosciences, as we are the only Congress to bridge the disciplines of our five member societies. We look forward to having you with us in Montreal!

Important and Firm Dates

In order to provide delegates with the most complete and accurate program, we must adhere to all deadlines noted below. The onsite program and CJNS Abstract supplement are created based on final abstracts and Congress participants.

January 31, 2019	Abstract Submission Deadline
January 31, 2019	Society Prize Submission Deadline
March 31, 2019	Acceptance notices will be sent
April 30, 2019	Presenting authors must be registered for the Congress by this date
May 1, 2019	The Abstract program will be finalized on this date (only registered authors will be included)

[TOP](#)

Rules for Preparation of Abstracts

- Authors are invited to submit an abstract, on or before January 31, 2019. **No extensions to this date will be provided.**
- Each abstract should consist of four separate paragraphs. These should be labeled Background, Methods, Results, and Conclusions. Each abstract should, briefly and concisely, describe the problem or issue being addressed, how the study was performed, the salient results or findings, and what the authors conclude from these results.
- Research presented in abstracts must conform to MRC guidelines for experimental procedures. All investigations involving humans and animals reported in CNSF publications must have been conducted in conformity with these principles.
- Abstracts are not to exceed 200 words, excluding title and authors. (tables count as 50 words)
- Abstract titles are restricted to 140 characters.
- Conflict of Interest: The CNSF requires presenting authors to declare any conflicts of interest by completing the online form within the abstract submission system.
- Abstracts will be graded for quality. Primary authors are limited to 5 submissions and Contributing authors may be recognized on no more than 10 submissions.
- International submissions are accepted however, authors must adhere to the same submission and registration deadlines as all others. International delegates are expected to have their travel visa and any other documents required to leave their country and enter Canada, well in advance. The CNSF does not issue letters of invitation. Registration refunds are not granted due to inability to attend. Any associated work will not be included in the program.

Instructions for Online Abstract Submissions

- Please have full contact information for the submitting author and all potential presenting authors.
- Spell out all unusual abbreviations in full.
- When ready to submit, click on the "Online Abstract Submission" link below.
- Detailed instructions are available on the submission site as well as a full help menu and contact email for the Abstract Manager.
- On completion of your submission you will receive a confirmation by email. If you do not receive an email within 12 hours, please contact cnsf@scolars.com.
- Acceptance notices will be sent by e-mail at the end of March. If you have not received a notice by April 3rd, please check the status of your abstract by logging back into the abstract site and check your abstract details or contact cnsf@scolars.com.
- You must be registered for the 2019 Congress by April 30th or your abstract will be removed from the program.

All abstracts must be submitted online - No paper submissions will be accepted

Online Abstract Submission -Submit Your Abstracts [HERE](#) (Closed date: January 31, 2019)

Abstracts Submitted for Society Prizes

Individuals, who submit an expanded abstract for consideration for one of the **Society Prizes**, must also submit their basic abstract to the CNSF Congress, on the official online [abstract submission site](#).

How Abstracts are Judged and Assigned

Abstracts submitted by January 31st will be reviewed by the Scientific Program Committee in February. Notification of acceptance and schedule information will be sent out by the end of March. Abstracts will be judged on a scale of 1 to 4 according to certain criteria: 1. impact and relevance, 2. scope, experience and research team, 3. significance of findings and results, 4. comprehensiveness and written quality of abstract. Abstract reviewers are asked to make a global “accept” recommendation; although, final responsibility for abstract acceptance to the Congress will rest with the Scientific Program Committee.

Assigning Abstracts to Sessions

The Scientific Program Committee assigns papers to sessions on substantive grounds to make the scientific program as strong and attractive as possible. Most abstracts will be accepted for e-poster presentation. Society Prize winning abstracts will be presented during the Grand Plenary session, and the very top papers will be offered a platform presentation during the “Chair’s Selects” session.

Digital Poster Presentation

Authors with abstracts selected for electronic posters, will have an opportunity to showcase their work to CNSF Congress delegates at multiple large screen viewing stations.

Presenting authors will also receive a scheduled time for stand-by poster presentation which allows for 4 minutes of oral presentation and 2 minutes allotted for questions, review and discussion.

On-site digital posters will also be available in an online format for all Congress delegates.

SPC Chair’s Select Abstract Presentation

The Scientific Program Committee will select the top Abstracts submitted, to represent their Societies, during the Chair’s Select Presentations.

Presenting authors will receive a scheduled time for their oral presentation which allows for 6 minutes of oral presentation and 2 minutes allotted for questions, review and discussion.

Author Registration for the 2019 Congress

All authors selected to present at the Congress must register for the Congress by April 30, 2019. Authors not registered on May 1, 2019 will have their presentations pulled from all Congress publications and onsite activities.

Abstract Subject Categories

Authors are asked to carefully select the Primary category and then the Secondary category to best describe your abstract submission.

Primary Category
(select one of the following)

Adult Neurology (CNS)

Secondary Category
(select one of the following)

Epilepsy and EEG

Neurosurgery (CNSS)	Neurotrauma
Child Neurology (CACN)	Neurocritical care
Clinical Neurophysiology (CSCN)	Neuro-oncology
Neuroradiology (CSNR)	Neuroscience education
Multi-society	Neuroimaging
	Spine and Peripheral Nerve surgery
	Functional Neurosurgery and Pain
	Headache
	Neuromuscular Disease and EMG
	Movement Disorders
	Dementia and cognitive disorders
	MS / Neuroinflammatory disease
	Neuroscience Education
	Other Multidisciplinary
	Other Adult Neurology
	Other Child Neurology
	Other Neurosurge

[TOP](#)

Abstract Review Criteria

4 – Exceptional

- RCT: local, national or international
- Clinical or basic science/lab or health systems research, in which a specific question has been asked, an investigation protocol has been developed, the study is powered adequately, statistical analyses are appropriate, the conclusions clearly stated, and there is potential for high impact.
- A single patient or family study that establishes the presence of a hitherto un-described disease or kindred.
- Unique historical research or educational study performed rigorously.

3 – Accept

- Retrospective patient-based study that includes robust data/observations on an adequate # patients/subjects to allow a confident conclusion.
- A single patient or family study, basic research study, or health systems study that adds new

information to the field.

- Less rigorous or unique historical, educational, basic science or health systems study.

2 – Borderline Accept

- Retrospective patient-based study with just a handful of patients and that allows reasonable although essentially unsubstantiated conclusions to be drawn.
- A single patient or family study, basic research study, or health systems study that adds NO new information to the field of neurosciences, but is considered useful or confirmatory information to bring to attendees.
- Single patient case reports usually of rare or unusual conditions that essentially add nothing to the body of knowledge and are unlikely to be of much or any interest to attendees.
- Case reports that denigrate the skills of other clinicians involved and/or that make a diagnosis entirely based on clinical opinion (“this is the diagnosis because I say it is....”).
- Basic research or health systems research which adds NO new information to the field and is unlikely to be of much or any interest to attendees.
- Minimal historic anecdotes.

1 – Not suitable for acceptance (Reject)

- Not relevant to neurosciences
- Incomprehensible language
- Significant ethical concerns

Accepted abstracts will be published in the [Canadian Journal of Neurological Sciences](#)

[TOP](#)

2019 Presentation Formats

[call for abstracts](#) | [society prizes](#) | [digital poster construction](#) | [presentation formats](#)

Thank you to everyone that submitted an abstract to the 2019 Congress.

Notifications have been sent out to everyone and the schedule is now in place. (may be subject to some changes)

You are able to preview all abstracts at this link. http://www.cnsfabstracts.ca/schedule_public.php

If you have questions or require assistance please contact cnsf cnsf@scolars.com

Digital Poster Presentation

Authors with abstracts selected for electronic posters, will be provided with a link and directions to create their electronic poster using online templates.

Poster presenters will have the opportunity to showcase their electronic poster to CNSF Congress delegates at multiple large screen viewing stations available for the duration of the Congress.

Presenting authors will also receive a scheduled time for stand-by poster presentation which allows for 4 minutes of oral presentation and 2 minutes for questions, review and discussion.

On-site digital posters will also be available in an online format for all Congress delegates.

SPC Chair's Select Abstract Presentation

The Scientific Program Committee Chair's will select the top Abstracts submitted, for presentation during the Chair's Select Presentations.

Presenting authors will receive a scheduled time for their oral presentation which allows for 6 minutes of oral presentation and 2 minutes allotted for questions, review and discussion.

Computers are supplied in each presentation room. Authors will be responsible for delivery of their presentations to the Speaker Ready Room 3 hours before their scheduled presentation time. Data projection provided - standard format is 640 x 480 for MAC or PC.

Society Prize Winner Presentation

Authors that have been awarded a 2019 Society Prize will have the opportunity to present their work during the Grand Plenary session at the CNSF Congress.

Presenting authors will be given 6 minutes for oral presentation and 2 minutes for questions, review and discussion.

Computers are supplied in each presentation room. Authors will be responsible for delivery of their presentations to the Speaker Ready Room 3 hours before their scheduled presentation time. Data projection provided - standard format is 640 x 480 for MAC or PC.

Accepted abstracts will be published in the [Canadian Journal of Neurological Sciences](#)

Digital Poster Construction

[call for abstracts](#) | [society prizes](#) | [digital poster construction](#) | [presentation formats](#)

A digital poster looks much like a paper poster, except that it is displayed on-site on a large format HDTV. There is an on-screen menu system, so that users can search by author, title and subject.

In order to display the posters, and provide a reliable and consistent experience for the viewer, we need a standardized file format, so we ask the presenter to build their poster on our web site, using provided poster templates.

If your poster is accepted for presentation at the Congress, you will receive the Poster Construction Link and specific details in April.

If you have not received the link or require additional assistance please contact cnsf@scolars.com

[TOP](#)

2019 Society Prizes

[call for abstracts](#) | [society prizes](#) | [digital poster construction](#) | [presentation formats](#)

Society Prizes

Rules governing all Society Prizes

- Authors are invited to submit an expanded abstract, on or before January 31, 2019.
- Contestants must be a member in good standing with any one of the five Societies of the CNSF (a Junior member or an Active member within two years of receiving their certificate).
- The same person may submit on different topics for the same prize.
- The same expanded abstract may not be submitted to more than one Society.
- Submissions must be provided in PDF format.
- Those submitting an expanded abstract for a Society Prize must also submit their abstract to the 2019 CNSF Congress.
- The Congress Abstract Submission process is independent from the Society Prize Submission process.
- **Technical Specifications**
 - Prize submissions accepted by email ONLY.
 - Must be submitted as a PDF.
 - CNSF will send a receipt of confirmation within 5 business days.
 - If you do not receive a receipt of confirmation after 6 business days please contact the CNSF at marika-fitzgerald@cnsfederation.org.

The prize winners' names will be announced in the Neuro / News newsletter, in the Canadian Journal of Neurological Sciences and on the CNSF website.

The Canadian Neurological Society

The Francis McNaughton Memorial Prize

The André Barbeau Memorial Prize

New for 2019 – Anti-NMDA Receptor Encephalitis Foundation is sponsoring an additional prize for the best expanded abstract submitted on Autoimmune Encephalitis.

The Canadian Neurosurgical Society

The K.G. McKenzie Memorial Prize for Basic Neuroscience Research Prize

The K.G. McKenzie Memorial Prize for Clinical Neuroscience Research

Prize

The Canadian Society of Clinical Neurophysiologists

The Herbert Jasper Prize

The Canadian Association of Child Neurology

The President's Prize

[**TOP**](#)

CACN Society Prizes

The President's Prize

The CACN President's Prize is awarded for the best expanded abstract in pediatric neuroscience by a resident or fellow.

- Contestants must be a member in good standing with any one of the five Societies of the CNSF (a Junior member or an Active member within two years of receiving their certificate).
- Contestants need not be the sole authors, but should have been primarily responsible for the work being presented.
- Contestants must submit a structured abstract, expanded up to, but not exceeding 3 pages, which is to include any figures, tables, and necessary references. Submissions longer than 3 pages of single spaced typing will not be considered. The format followed should consist of Background, Materials and Methods, Results, and Conclusions. The authors should bear in mind, in the background section, that not all judges will be experts in the subject of the research paper.
- Contestants must submit a letter from their program chair indicating that the work was done by the resident and was principally the work of that resident.
- Contestants must submit a small biography which indicates where the candidate is in their residency or in a diploma program, and listing other work that he/she has done.
- Contestants must also submit their basic abstract to the CNSF Annual Congress, on the official online abstract submission site.
- The President's Prize will consist of:
 - Presentation of your work during the Grand Plenary session at the Congress
 - A Prize Certificate
 - \$500 cash
 - Full registration to the Congress
 - Travel to the Congress (economy fare)
 - 3 nights' accommodation
- Additional \$500 prize awards may be presented.
- All Society Prize submissions must be received by January 31, 2019.
- Clearly indicate which Society prize you are submitting for.
- Submissions should be sent as three separate PDF files:
 - Letter from their program chair
 - Biography
 - Expanded Abstract

Applicants for this prize should send their submissions to:

Canadian Association of Child Neurology c/o marika-fitzgerald@cnsfederation.org

[TOP](#)

CNS Society Prizes

The Francis McNaughton Memorial Prize for Clinical Research and

The André Barbeau Memorial Prize for Basic Research

The Canadian Neurological Society invites expanded abstract submissions for its two prizes: the Francis McNaughton Memorial Prize for Clinical Research and the André Barbeau Memorial Prize for Basic Research. These prizes were designed to encourage neurology trainees to undertake research projects. Prizes are awarded for the best submitted expanded, structured abstract, based on work done during neurology residency or in post-residency training.

- The Francis McNaughton and André Barbeau prizes will each consist of:
 - Presentation of your work during the Grand Plenary session at the Congress
 - A Prize Certificate
 - \$1,000 cash
 - Full registration to the Congress
 - Travel to the Congress (economy fare)
 - 3 nights' accommodation
- Additional \$500 prize awards may be presented.

New for 2019 – the **Anti-NMDA Receptor Encephalitis Foundation** in association with the CNS is offering an additional **\$1500 prize** for the best paper submitted on **Autoimmune Encephalitis**

- The prize will consist of:
 - Presentation of your work at the Congress, highlighted as a prize-winning abstract
 - A Prize Certificate
 - \$1500 cash intended to defray costs related to attending the Congress

General Requirements for all CNS Prizes

- Contestants must be a member in good standing with any one of the five Societies of the CNSF (a Junior member or an Active member within two years of receiving their certificate).
- Contestants must submit a letter from their program chair indicating that the work was done by the resident and was principally the work of that resident.
- Contestants must submit a structured abstract, expanded up to, but not exceeding 3 pages, which is to include any figures, tables, and necessary references. Submissions longer than 3 pages of single spaced typing will not be considered. The format followed should consist of Background, Materials and Methods, Results, and Conclusions. The authors should bear in mind, in the background section, that not all judges will be experts in the subject of the research paper.
- Contestants must submit a small biography which indicates where the candidate is in their residency or in a diploma program (if applicable), and listing other work that he/she has done.
- Contestants must also submit their basic abstract to the CNSF Annual Congress, on the official online

Submission Details

- All Society Prize submissions must be received by January 31, 2019.
- Clearly indicate which Society prize you are submitting for.
- Submissions should be sent as three separate PDF files:
 - Letter from their program chair
 - Biography
 - Expanded Abstract

Applicants for these prizes should send their submissions to:

Canadian Neurological Society
c/o marika-fitzgerald@cnsfederation.org

[TOP](#)

CNSS Society Prizes

The K.G. McKenzie Memorial Prize for Basic Neuroscience Research and The K.G. McKenzie Memorial Prize for Clinical Neuroscience Research

The Canadian Neurosurgical Society, in co-operation with the Royal College of Physicians and Surgeons of Canada, will award one prize in each of the Basic Neuroscience and Clinical Neuroscience categories for the best manuscripts submitted by a neurosurgical resident, in which he or she is the principal author.

- Contestants must be a member in good standing, for at least one year prior to submission, with the Canadian Neurosurgical Society (CNSS).
- Contestants need not be the sole authors, but should have been primarily responsible for the work being presented.
- The senior author on the paper must also be a CNSS member in good standing.
- Contestants must submit a structured abstract, expanded up to, but not exceeding 3 pages, which is to include any figures, tables, and necessary references. Submissions longer than 3 pages of single spaced typing will not be considered. The format followed should consist of Background, Materials and Methods, Results, and Conclusions. The authors should bear in mind, in the background section, that not all judges will be experts in the subject of the research paper.
- Contestants must submit a letter from their program chair indicating that the work was done by the resident and was principally the work of that resident.
- Contestants must submit a small biography which indicates where the candidate is in their residency or in a diploma program, and listing other work that he/she has done.
- Contestants must also submit their basic abstract to the CNSF Annual Congress, on the official online abstract submission site.
- The K.G. McKenzie Prizes will each consist of:
 - Presentation of your work during the Grand Plenary session at the Congress
 - A Prize Certificate

- \$1,000 cash
- Full registration to the Congress
- Travel to the Congress (economy fare)
- 3 nights' accommodation
- Additional \$500 prize awards may be presented.
- All Society Prize submissions must be received by January 31, 2019.
- Clearly indicate which Society prize you are submitting for.
- Submissions should be sent as three separate PDF files:
 - Letter from their program chair
 - Biography
 - Expanded Abstract

Applicants for the prize should send their submissions to:

Canadian Neurosurgical Society
c/o marika-fitzgerald@cnsfederation.org

[TOP](#)

CSCN Society Prizes

The Herbert Jasper Prize

The Herbert Jasper Prize is awarded annually for the best submitted expanded abstract in clinical or basic neurophysiology by a resident or fellow in training.

- Contestants must be a member in good standing with any one of the five Societies of the CNSF (a Junior member or an Active member within two years of receiving their certificate).
- Contestants need not be the sole authors, but should have been primarily responsible for the work being presented.
- Contestants must submit a structured abstract, expanded up to, but not exceeding 3 pages, which is to include any figures, tables, and necessary references. Submissions longer than 3 pages of single spaced typing will not be considered. The format followed should consist of Background, Materials and Methods, Results, and Conclusions. The authors should bear in mind, in the background section, that not all judges will be experts in the subject of the research paper.
- Contestants must submit a letter from their program chair indicating that the work was done by the resident and was principally the work of that resident.
- Contestants must submit a small biography which indicates where the candidate is in their residency or in a diploma program, and listing other work that he/she has done.
- Contestants must also submit their basic abstract to the CNSF Annual Congress, on the official online abstract submission site.
- The Herbert Jasper prize will consist of:
 - Presentation of your work during the Grand Plenary session at the Congress
 - A Prize Certificate

- \$1,000 cash
 - Full registration to the Congress
 - Travel to the Congress (economy fare)
 - 3 nights' accommodation
- The CSCN is also offering a single \$500 award for the best EEG abstract submitted to the Congress, and a single \$500 award for the best EMG abstract submitted to the Congress
 - All Society Prize submissions must be received by January 31, 2019.
 - Clearly indicate which society prize you are submitting for.
 - Submissions should be sent as three separate PDF files:
 - Letter from their program chair
 - Biography
 - Expanded Abstract

Applicants for this prize should send their submissions to:

Canadian Society of Clinical Neurophysiologists c/o marika-fitzgerald@cnsfederation.org

[TOP](#)

Abstract Supplements

2019 CNSF Abstract Supplement to the CJNS Journal

2018 CNSF Abstract Supplement to the CJNS Journal

2017 CNSF Abstract Supplement to the CJNS Journal

2016 CNSF Abstract Supplement to the CJNS Journal

2019 Society Prize Winners

We are very pleased to announce this years' Society Prize Winners. Be sure to attend the Grand Plenary Session on Monday June 17th to see these presentations alongside our Grand Plenary Distinguished Guest Lecturers.

CNSF 2019 Society Prize Winners

[Volume 46, Issue s1 \(ABSTRACTS: 54th Annual Congress of the Canadian Neurological Sciences Federation\)](#)

DOI: <https://doi.org/10.1017/cjn.2019.67> Published online by Cambridge University Press: 05 June 2019

CNS – Francis McNaughton Memorial Prize - Adil Harroud

"Childhood obesity and multiple sclerosis susceptibility: a Mendelian randomization study"

CNS – Andre Barbeau Memorial Prize - Vincent Picher-Martel

"Neuronal expression of Ubiquilin-2 mutant exacerbates TDP-43 aggregation in ALS mouse model"

CACN – The President's Prize - Michelle Chiu

"Prevalence and determinants of seizure action plans in a pediatric epilepsy population"

CSCN – Herbert Jasper Prize - Andrea Parks

"Diagnostic yield of Next Generation Sequencing and Myositis autoantibody panels in patients with Axial Myopathy"

CNSS – KG McKenzie Memorial Prize Clinical Research - Cameron Elliott

"Intraoperative acquisition of diffusion tensor imaging in cranial neurosurgery: readout-segmented DT1 versus standard single-shot DT1"

CNSS- KG McKenzie Memorial Prize Basic Research - Candice Poon

"Differential microglia and macrophage profiles in human IDH-mutant and-wildtype glioblastoma reveal therapeutic vulnerabilities"

Supplementary Society Prize Awards

CNS - Autoimmune Encephalitis

*This year, the CNS has been able to provide an additional opportunity for prize submission. In cooperation with the **Anti-NMDA Receptor Encephalitis Foundation**, we were able to select two prize winners for the best papers on Autoimmune Encephalitis. These winners will present their work at the 2019 Congress.*

CNS - Autoimmune Encephalitis - Dhruv Jain

"Effects of REM sleep in anti-NMDA receptor encephalitis with extreme delta brush pattern"

CNS - Autoimmune Encephalitis – Aravind Ganesh

"Worldwide neurologist survey on management of autoimmune encephalitis"

CNSS has awarded two Second Place Prizes for the following Abstract Prize submissions:

CNSS – KG McKenzie Memorial Prize Clinical Research – 2nd Prize - Ayoub Dakson

"A nation-wide prospective multi-centre study of external ventricular drainage accuracy, safety and related complications"

CNSS- KG McKenzie Memorial Prize Basic Research – 2nd Prize – Farshad Nassiri

"Predicting individualized risk of recurrence: development and validation of a DNA-methylation based nomogram in meningioma"

The CNSS 2nd place prize winners present their work at the CNSS Chairs Select Platform presentations on Wednesday morning, June 19th.

Meetings & Events



Society & Business Meetings

Society AGMS

- **Canadian Neurosurgical Society (CNSS)**
Monday, June 17th, 12:15 pm – 1:45 pm
Fairmont Queen Elizabeth - Rue Saint Denis Rm
- **Canadian Society of Neuroradiology (CSNR)**
Monday, June 17th, 12:15 pm – 1:45 pm
Fairmont Queen Elizabeth - Rue Saint Catherine Rm
- **Canadian Neurological Society (CNS)**
Monday, June 17th, 4:30 p.m. – 5:30 p.m.
Fairmont Queen Elizabeth – Rue McGill Rm
- **Canadian Society of Clinical Neurophysiologists (CSCN)**
Tuesday, June 18th, 4:30 pm – 6:00 pm
Fairmont Queen Elizabeth – Rue McGill Rm
- **Canadian Association of Child Neurology (CACN)**
Tuesday, June 18th, 4:30 pm – 6:00 pm
Fairmont Queen Elizabeth – Avenue Duluth Rm

Business Meetings

Date	Time	Room
Saturday, June 15th		
CNSF and NSFC Board Meetings	5:00 pm – 7:30 pm	Fairmont Queen Elizabeth – Rue Crescent Rm
Sunday, June 16th		
CNSF SPC / PDC Meeting	4:30 pm – 5:30 pm	Fairmont Queen Elizabeth - Rue Saint Denis Rm
RCPSC – Neurosurgery Specialty Committee	4:30 pm – 6:00 pm	Fairmont Queen Elizabeth - Rue Diese Rm
Monday, June 17th		
CSCN EEG Section Meeting	7:00 am – 8:00 am	Fairmont Queen Elizabeth - Rue Crescent
CSCN EMG Section Meeting	4:30 pm – 5:30 pm	Fairmont Queen Elizabeth - Rue Crescent
CAET	3 day meeting	Fairmont Queen Elizabeth –

AETC	3 day meeting	Exclamation Rm Fairmont Queen Elizabeth – Barre Oblique Rm
Tuesday, June 18th		
CJNS Journal Editorial Board & Associate Editors Meeting	6:30 am – 8:00 am	Fairmont Queen Elizabeth - Rue Saint Catherine Rm
CPG Guidelines / Affiliates / Advocacy committees	12:00 pm – 1:30 pm	Fairmont Queen Elizabeth - Rue Saint Catherine Rm
CAET	3 day meeting	Fairmont Queen Elizabeth – Exclamation Rm
AETC	3 day meeting	Fairmont Queen Elizabeth – Barre Oblique Rm
Wednesday, June 19th		
CAET	3 day meeting	Fairmont Queen Elizabeth – Exclamation Rm
AETC	3 day meeting	Fairmont Queen Elizabeth – Barre Oblique Rm

CSCN Exams

- [General Information](#)
- [EEG Examinations](#)
- [EMG Examinations](#)

External Meetings

Date	Organization	Location
June 16 – 19, 2019	CANN	Hotel Bonaventure

[TOP](#)

Networking & Social Events

Sunday, June 16, 2019

Resident and Faculty Social 7:30 pm For Registered delegates

The Resident and Faculty Social will be held in the **Fairmont Queen Elizabeth – Agora Room** and will provide participants with an occasion to network in an informal setting. We have also invited staff physicians and academic centres that are hiring for fellowships and staff positions to attend. Residents will be able to learn about available opportunities directly from those that are looking.

This event should provide a great setting for forging relationships and enjoying the company of colleagues. Enjoy hot and cold hors d'oeuvres. Cash bar will be available.



Monday, June 17, 2019

Sponsors & Exhibitor's Reception 4:30 pm – 6:30 pm For Registered delegates

Join your colleagues in the **Fairmont Queen Elizabeth Hotel - Exhibit Hall (Place du Canada)** for a welcome reception for our sponsors and exhibitors. This is an excellent opportunity to network with colleagues while checking out the latest developments regarding medical devices, pharmaceuticals and new opportunities and achievements within the neuroscience field.

Come for the Exhibitors – Stay for the munchies and cash bar.



Monday, June 17, 2019

CSNR Social Dinner

We wish to invite you to attend the **CSNR Social Dinner** on Monday, June 17th at “**Chops**”.
(<https://www.facebook.com/chopskosher/>)

Please note there is no sponsorship for this dinner. Attendees will order their own meals from the standard menu provided.

Please RSVP to Richard Aviv ASAP with CHOPS in the subject line. richard.aviv@sunnybrook.ca

CACN Annual Dinner

Here it is! Our annual gathering. Monday June 17th - Cocktails at 7:30pm – Dinner at 8:00 pm
Join us at “**Bistrot La Fabrique**”, 3619 Rue Saint-Denis, Montreal
Visit our webpage for more details and to order your tickets.

<https://daviddufresne.wixsite.com/2019cacndinner>

CNSS Annual Dinner

This year's faculty event will take place on Monday, June 17th at “**Ferreira**”.
We look forward to our annual social gathering and to honoring our 2019 CNSS Lifetime Achievement Awardee – Dr André Olivier.

[See our brochure for details and contact information.](#)

Tuesday, June 18, 2019

Lunch in the Exhibit Hall 12:00 pm - 1:30 pm For Registered delegates

Enjoy some lunch, network with colleagues and check out the latest developments in medical devices, pharmaceuticals and opportunities in the neurosciences.



Tuesday, June 18, 2019

Wine and Cheese Social 4:15 – 6:30 in the Exhibit Hall

It's not just a Wine & Cheese, it's an opportunity to join your fellow Congress delegates and those from CANN, AETC and CAET for a few hours of comradery while visiting our Exhibitors.

Enjoy some hors d'oeuvres and a free drink while mingling - socialize and have some fun before heading out to enjoy all Montreal has to offer.



Wednesday, June 19, 2019

Lunch in the Exhibit Hall 12:00 pm – 1:15 pm For Registered delegates

Join us for lunch in the Exhibit Hall and one last tour of the Exhibitors' booths.



Maintenance of Certification (MOC)



Overall Congress Learning Objectives

By the end of the Congress, delegates will be able to:

- Discuss advances in the management of acute and chronic neurological and neurosurgical disorders and their imaging appearances.
- Discuss new findings in neurological and neurosurgical disorders and the role of neuroimaging in diagnosis and management.
- Describe advances in neurological, neurosurgical and/or neuroimaging care and techniques.
- Identify areas where there are gaps in learning (unperceived needs) not realized before attending the Congress and extend this professional learning after the Congress to the enhanced care of patients.

Maintenance of Certification (MOC)

Maintenance of Certification program of The Royal College of Physicians and Surgeons of Canada, and approved by the Canadian Neurological Society and the Canadian Neurosurgical Society.

Section 1 Group Learning MOC Credit

The CNSF 2019 Congress is an Accredited Group Learning Activity (Section 1) as defined by the Maintenance of Certification Program of the Royal College of Physicians and Surgeons of Canada, and approved by accredited providers the Canadian Neurological Society and the Canadian Neurosurgical Society, through the CNSF.

AMA PRA Category 1 Credit™

Upon the Congress being accepted for Section 1 MOC credits, and through an agreement between the Royal College of Physicians and Surgeons of Canada and the American Medical Association, physicians may convert Royal College MOC credits to AMA PRA Category 1 Credits™. Information on the process to convert Royal College MOC credit to AMA credit can be found at www.ama-assn.org/go/internationalcme.

UEMS ECMEC Credit

Upon the Congress being accepted for Section 1 MOC credits Live educational activities, occurring in Canada, recognized by the Royal College of Physicians and Surgeons of Canada as Accredited Group Learning Activities (Section 1) are deemed by the European Union of Medical Specialists (UEMS) eligible for ECMEC®.

Certificates of Attendance and Past Congress Programs

Certificates of Attendance will be sent to Congress delegates in July when the online Overall Congress Evaluation closes. You will complete your certificate by tallying MOC Hours for the courses that you attended at the Congress. Questions? Please direct email to donna-irvin@cnsfederation.org.

[TOP](#)

Year	Host City	Certificate of Attendance (PDF)	Final Program (PDF)	Royal College
2019	Montreal	Download COA »	Download Program »	Mainport
2018	Halifax	Download COA »	Download Program »	Mainport
2017	Victoria	Download COA »	Download Program »	Mainport
2016	Quebec City	Download COA »	Download Program »	Mainport
2015	Toronto	Download COA »	Download Program »	Mainport
2014	Banff	Download COA »	Download Program »	Mainport
2013	Montreal	Download COA »	Download Program »	Mainport
2012	Ottawa	Download COA »	Download Program »	Mainport
2011	Vancouver	Download COA »	Download Program »	Mainport
2010	Quebec City	Download COA »	Download Program »	Mainport
2009	Halifax	Download COA »	Download Program »	Mainport
2008	Victoria	Download COA »	Download Program »	Mainport
2007	Edmonton	Download COA »	Download Program »	Mainport

[TOP](#)

Proof of Participation

Your registration receipts and your personal name tag, provided upon check in at the Congress on-site Registration Desk, will serve as your Proof of Participation.

Sponsors & Exhibitors



CNSF Sponsors

Organizations partner with the CNSF by supporting the Congress, advertising in the Canadian Journal of Neurological Sciences or by contributing to other CNSF initiatives.

The CNSF Congress is the major gathering of Canadian neurologists, child neurologists, clinical neurophysiologists and neurosurgeons. Every June, members of the four CNSF societies, invited speakers and other members of the neurological community meet in a major Canadian city to fulfill their continuing professional development requirements for the RCPSC and to network and meet with their colleagues and

industry peers.

[View Current & Past Sponsors](#)

For information on Sponsorship opportunities, please contact:

Dan Morin

CNSF Chief Executive Officer

Telephone: (403) 229-9544

Fax: (403) 229-1661

Email: dan-morin@cnsfederation.org

Exhibitor Information

Book your 2019 Exhibit Hall Space early! We have sold out the past number of years!

- [Exhibitors' Manual](#)
- Exhibit Application
- [Exhibit Hall Floor Plan](#)

EXHIBIT SPACE IS NOW SOLD OUT for 2019!

Please let us know if you would like to be added to the distribution list for 2020. Book early and do not miss out for next year.

We look forward to working with you as you plan your successful participation in CNSF 2019 being held:

- in Montréal, QC | Fairmont Queen Elizabeth Hotel (QE)
- **Sunday**, June 16 - **Wednesday**, June 19

2019 - EXHIBIT MOVE-IN (SET-UP)* - Place du Canada, Convention Floor

DAY	DATE	HOURS
Monday	June 17	10:00 to 15:30

EXHIBIT SHOW HOURS

DAY	DATE	HOURS
Monday	June 17	16:30 to 18:30
Tuesday	June 18	10:00 to 17:30
Wednesday	June 19	10:00 to 13:30

For information on the Exhibit Hall, please contact Exhibitor Logistics:

Rozanne Lyons, CMP

Exhibit Logistics

613-238-6600 ext. 221

cnsf@intertaskconferences.com

For information on Sponsorship | Exhibit Hall, please contact:

Dan Morin, CNSF

CEO 143N-8500

Macleod Trail SE

Calgary, AB T2H 2K6

Tel: (403) 229-9544, Fax: (403) 229-1661

Dan-morin@cnsfederation.org

www.cnsfederation.org

Additional Exhibit Information

Virtual Exhibit Hall

- Review your organizations' profile which appears on the [Virtual Exhibit Hall](#) website.
- If the information listed is correct, please confirm via email to [Intertask](#).
- Please submit any updates or new information no later than April 1st, to ensure your information is posted accurately, and included in Neuro | News which is distributed to delegates at the Congress.

Exhibitor Registration

- **All exhibitors must be registered to attend Congress.**
- This includes complimentary Exhibit Hall Only registrations and any additional paid registrations (Full Access or Exhibit Hall Only).

Exhibitor Booth Confirmation

- Booth assignments will be sent to confirmed and paid exhibitors in the Spring.
- Booth space is assigned first to CNSF sponsors, second to previous year's exhibitors based upon date full payment is received, and third to new exhibitors based upon date full payment is received.
- The Organizer reserves the right to determine the final allocation of booth space.

Exhibitor Guidelines & Manual

- Available by the end of April.
- It is the Exhibitor's responsibility to ensure that all guidelines are met, and that all required forms are submitted to the CNSF Secretariat by the due date indicated.

Exhibitor Booth Logistics

- Logistical requirements for all exhibitors will be outlined in the Exhibitor Guidelines & Manual. Order forms and/or online services provided by suppliers are included in the Exhibitor Guidelines & Manual.
- It is the exhibitor's responsibility to ensure that all guidelines regarding move-in, move-out, storage, etc. are met.

Insurance

- Each exhibitor has the responsibility of maintaining adequate insurance coverage against injury to persons, damage to or loss of property, products, equipment or decoration and inability to meet its obligations.

- Each exhibitor will be required to enter into an Indemnification and Hold Harmless Agreement with the Organizers which will be valid for the duration of the Congress.

Lunch 'n Learn Policy

Lunch 'n Learns are learning activities which are not eligible for Section 1 MOC Group Learning credits. The following Standards are to be followed when participating and organizing a Lunch 'n Learn session at the CNSF Congress:

- The Lunch 'n Learn is not required to be developed by a physician organization, though it is strongly recommend that the Chair be a CNSF member in good standing.
- Learning activities are created based on needs as identified on Continuing Professional Development (CPD) surveys of the target audience; if available.
- The CNSF Secretariat will provide past CNSF Congress Needs Assessments and CPD Evaluations, templates for disclosure forms and statements, templates for Course Notes, and evaluation forms; if and where available.
- Needs assessments from past CNSF CPD Events, related to a specific topic must be utilized by the planning committee, where available.
- Learning objectives should be provided from the learners' perspective.
- Course content is to be presented as educational and not promotional or biased, ensuring no undue influence of commercial interests and to ensure that content meets the highest standards of academic integrity and balance.
- The Lunch 'n Learn must integrate didactic and interactive learning strategies.
- The Lunch 'n Learn must utilize 25% interactive learning.
- Content presented must be evidence-informed and meet the highest standards of academic integrity.
- All costs associated with this event (including Chair & Speaker Registration) is the responsibility of the partnering organization
- Evaluations will attempt to determine:
 - Were Learning Objectives met?
 - Was content perceived as balanced and free from conflict of interest?
 - Was time to reflect on learning provided?
 - Was sufficient time for interaction provided?

[Lunch 'n Learn Guidelines](#)

[Lunch 'n Learn Requirements](#)

[TOP](#)

Sponsors & Exhibitors



On-site Exhibits

Welcome to the 2019 On-Site Exhibits!

Fairmont Queen Elizabeth Hotel (QE) | Place du Canada, Convention Floor

Take some time during the Congress to visit Exhibitors working with the Neurological Community to assist with better care and treatment for your patients.

- [Exhibit Floor Plan](#)
- [List of Exhibitors](#)

2019 - EXHIBIT HALL HOURS*

DAY	DATE	HOURS
Monday	June 17	16:30 to 18:30
Tuesday	June 18	10:00 to 18:30
Wednesday	June 19	10:00 to 13:30

**Times Subject to change*

Join us in the Exhibit Hall for these special Events

Sponsors & Exhibitor's Reception - Monday, June 17

Free Admission for Registered Delegates **4:30 pm – 6:30 pm**

Join your colleagues in the **Fairmont Queen Elizabeth Hotel - Exhibit Hall** (Place du Canada) for a welcome reception for our sponsors and exhibitors. This is an excellent opportunity to network with colleagues while checking out the latest developments regarding medical devices, pharmaceuticals and new opportunities and achievements within the neuroscience field.

Come for the Exhibitors – Stay for the munchies. Drinks for purchase at the bar

Lunch in the Exhibit Hall - Tuesday, June 18

Free Admission for Registered Delegates **12:00 pm – 1:30 pm**

Enjoy some lunch, network with colleagues and check out the latest developments in medical devices, pharmaceuticals and opportunities in the neurosciences.

NEW in 2019! Wine and Cheese Social - Tuesday, June 18

Free Admission for Registered Delegates **4:15 pm – 6:30 pm**

It's not just a Wine & Cheese, it's an opportunity to join your fellow Congress delegates and those from CANN, AETC and CAET for a few hours of comradery while visiting our Exhibitors.

Enjoy some hors d'oeuvres and a free drink while mingling - socialize and have some fun before heading out to enjoy all that Montreal has to offer.

Lunch in the Exhibit Hall - Wednesday, June 19

Free Admission for Registered Delegates **12:00 pm – 1:15 pm**

Join us for lunch in the Exhibit Hall and one last tour of the Exhibitors' booths.

[TOP](#)

2019 Exhibitor profiles

Learn more about our Exhibitors by visiting them during the Congress and at their Virtual Booths in Virtual Exhibit Hall <http://veh.cnsfederation.org/>.

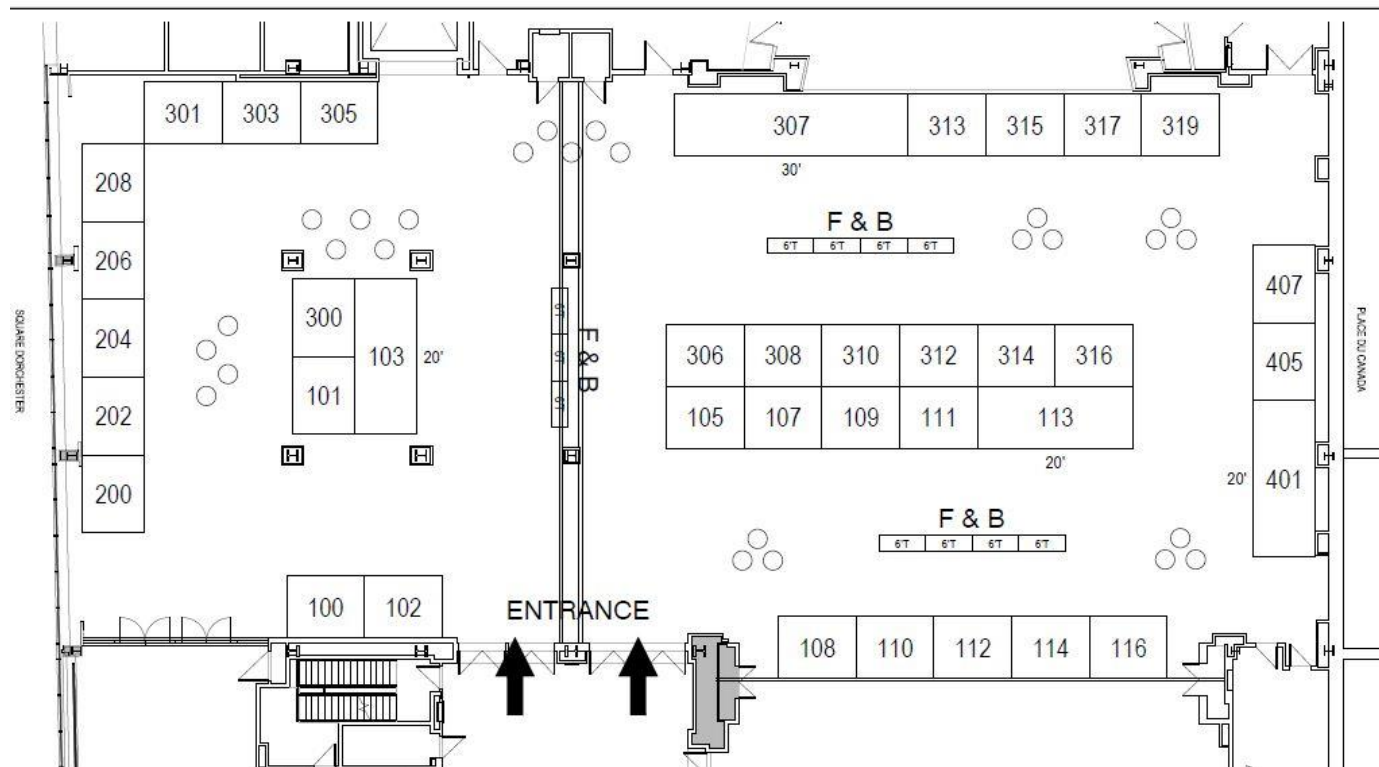
Should you have any questions please contact:

Rozanne Lyons, CMP

Exhibit Logistics

613-238-6600 ext. 221

cnsf@intertaskconferences.com



Company	Booth #
AbbVie	208
Akcea Therapeutics Canada	105
Akcea hATTR	107
Alexion Pharma Canada	316
Alnylam Pharmaceuticals Canada	113
Brainlab	319
Carl Zeiss Canada	317
Cambridge University Press	200
Celgene Canada Inc.	114
CSL Behring Canada	108
Eli Lilly	405
Eisai	109
GeneDx	314
GBS/CIDP Foundation of Canada	300
Hoffmann-La Roche Limited	110
Horizon Health Network	101
Integra LifeSciences	103
LifeLabs	310
MD Financial	306
Medtronic of Canada Ltd.	307
Mitsubishi Tanabe Pharma Canada	112
Natus Neuro	102
Novartis	111
NeuroSource Medical	315
Paladin Labs	313
PMT Corporation	202
PTC Therapeutics	407
Roxon Medi-Tech Ltd.	308
Spinal CSF Leak Canada	301

Stryker	401
Surgi-One Medical Technologies Inc.	206
Sunovion Pharmaceuticals Canada Inc.	100
Teva Canada Innovation	116
Terumo BCT	305
Tilray	204
Valeo Pharma Inc.	303
Zimmer Biomet	312

Virtual Exhibit Hall

<http://veh.cnsfederation.org/>

[TOP](#)

Committees



Board of Directors

The Canadian Neurological Sciences Federation (CNSF)
The Neurological Sciences Foundation of Canada (NSFC)



Kesh Reddy

CNSF/NSFC
President
CNSS Member



Jeanne Teitelbaum

CNSF/NSFC
Past President
CNS Member



Michael Hill

CNSF/NSFC
Vice-President
CNS Member



Sharon Whiting

CNSF/NSFC
Vice-President
CACN & CSCN
Member



Tejas Sankar

CNSF Vice-President
CNSS Member



Pat McDonald

CNSS President



Dhany Charest

CNSS
Vice -President



Fiona Costello

CNS President



Jodie Burton

CNS Vice-
President



Fraser Moore

CSCN President



**Juan Pablo-
Appendino**

CSCN Vice-President



Cecil Hahn

CACN President



Simon Levin

CACN
Vice-President



Karel terBrugge

CSNR President



**Donatella
Tampieri**

CSNR Vice-
President



**Michael
Taccone**

CNSS
Sr. Resident Rep



Matthew Eagles

CNSS Jr. Resident Rep



**Parichita
Choudhury**

CNS
Sr. Resident Rep



Adil Harroud

CNS
Jr. Resident Rep



Ilana Hanes

CACN
Sr. Resident Rep



**Djurdja
Djordjevic**

CACN
Jr. Resident Rep



**Kristine
Chapman**

CNSF At-Large



Ian Fleetwood

CNSF At-Large



Dan Morin

CNSF Chief
Executive officer



Robert Chen

CJNS
Editor-In-Chief
CNS & CSCN
Member



**Aleksandra
Mineyko**

CNSF PDC Chair
CACN & CNS Member



**Alex Henri-
Bhargava**

CNSF SPC Chair
CNS & CSCN
Member



**Richard
Riopelle**

CNSF
Advocacy Chair
CNS Member



**Shobhan
Vachhrajani**

CNSF CPGC Chair
CNSS Member

2019 Congress Planning Committee

The Canadian Neurological Sciences Federation (CNSF) is composed of 5 Member Societies:

- **Canadian Neurological Society (CNS)**
- **Canadian Association of Child Neurology (CACN)**
- **Canadian Neurosurgical Society (CNSS)**
- **Canadian Society of Clinical Neurophysiologists (CSCN)**
- **Canadian Society of Neuroradiology (CSNR)**

Members from each of the 5 Societies will have representation on our Congress planning committee(s) the Professional Development Committee (**PDC**) and the Scientific Program Committee (**SPC**).

Many thanks for the hard work and dedication of this year's Planning Committee Members

Alexandre Henri-Bhargava	SPC Chair (CNS, CSCN)
Aleksandra Mineyko	PDC Chair (CACN, CNS)
Joe Megyesi	SPC Vice-Chair (CNSS)
Cian O'Kelly	PDC Vice-Chair (CNSS)
Athen Macdonald	PDC (CACN)
Michael Esser	SPC (CACN)
Richard Aviv	SPC (CSNR)
Helly Goez	SPC (CACN)
Shannon Venance	PDC (CSCN, CNS)
Michelle Mezei	PDC (CSCN)
Natalie Parks	SPC (CNS)
Gerald Pfeffer	SPC (CNS)
Seyed Mirsattari	SPC (CSCN)
Tom Marottta	SPC (CSNR)
David Mikulis	PDC (CSNR)
Kristen Ikeda	SPC (CSCN)
Ilana Hanes	SPC, PDC (CACN)
Djurdja Djordjevic	SPC, PDC (CACN)
Michael Taccone	SPC, PDC (CNSS)

Matthew Eagles	SPC, PDC (CNSS)
Parichita Choudhury	SPC, PDC (CNS)
Adil Harroud	SPC, PDC (CNS)
Kesh Reddy	CNSF President, SPC, PDC (CNSS)
Sharon Whiting	CNSF Vice-President, SPC (CACN)
Tejas Sankar	CNSF Vice-President, SPC (CNSS)
Dan Morin	CNSF CEO, SPC, PDC

[TOP](#)