





CANADIAN NEUROLOGICAL SCIENCES FEDERATION

# NEURO NEWS

[cnsf.org](http://cnsf.org)



ANNUAL EDITION 2022

# Message from the CNSF President

Dear all-

It will be fantastic to have an in-person meeting in Montreal in June 2022. Many of us have not attended a full conference now for two or more years and no doubt, there will be a chance to share greetings with colleagues from across the country, as well as celebrate the science presented at the meeting.

Joe Megyesi and his Scientific Program Committee have done a wonderful job keeping the scientific program alive and adapting to the ever-changing realities of the last two years. Prize-winners from 2020 and 2021 will have a chance to present their work in the Chair's Select abstract session. Most of the Congress material, i.e. Program, Session outlines and course notes, will be available online throughout the meeting. Be sure to download the CNSF Congress app to your phone to access all electronic media and program content.

The CNSF has been active in thinking ahead, and you will hear about a vision for the Federation to play a larger role in advocacy, in guidelines, in the care of our patients and of ourselves. CNSF members have relevant concerns about the care they deliver, how they are going to deliver that care and who will deliver that care. Our members need to be at the table where these issues are managed and discussed by funders and policy makers. The Federation is growing and we will need it to, as the demands of neuroscience care are only going to rise as the prevalence of age-related neurological conditions and disability rises as our population ages. The CNSF strives to be the voice of clinical neuroscience across the country and while this will be led by physicians, we want to bring Associate members into the group including technical health care providers such as the Association of Electromyography Technologists and the Canadian Association of Electroneurophysiology Technologists. Talks are underway to have stronger ties with the Canadian Association of Neuropathologists, the Canadian Association of Neuroscience Nurses and the Canadian League Against Epilepsy. Our multidisciplinary nature is our strength and we must leverage it to benefit neurological care.

We, through the Canadian Neurological Society, are planning to host the WFN in Montreal in 2023 and work will start in earnest in the upcoming year with the CNS working closely with the MNI.

I would like to thank all of the CNSF Societies and the CNSF Executive and Board for their engagement and accountability in moving the CNSF forward. Two members of the CNSF Executive will stand down this year and so I would like to specifically thank Karel Terbrugge, an inaugural lead for the Canadian Society of Neuroradiology (CSNR) and Kristine Chapman from the Canadian Society of Clinical Neurophysiologists (CSCN). The Canadian Journal of Neurological Sciences (CJNS), led by Editor-in-Chief, Dr. Robert Chen, continues to have both a rising impact factor, to make a small surplus and with engagement from new member societies in the CNSF will continue to prosper. The future of the CJNS looks bright.

Finally, thanks to the CNSF Secretariat lead by Dan Morin who have shown tremendous adaptability preserving the success of the CNSF.



Cheers to a great meeting in June! It will be great to see everyone in person.

Michael D Hill  
CNSF President

 Like us on Facebook:  
[facebook.com/CNSFNeuroLinks](https://facebook.com/CNSFNeuroLinks)

 Follow us on Twitter:  
[twitter.com/CNSFNeuroLinks](https://twitter.com/CNSFNeuroLinks)

 Follow us on Instagram:  
[instagram.com/cnsfneurolinks](https://instagram.com/cnsfneurolinks)

 Follow us on LinkedIn:  
[linkedin.com/company/canadian-neurological-sciences-federation](https://linkedin.com/company/canadian-neurological-sciences-federation)

# CNSF Vision

The improved wellbeing of children and adults with diseases, disorders and injuries of the nervous system and the prevention of these conditions.

# CNSF Mission

To support the neuroscience professions in Canada, and particularly those members of the CNSF Societies, through education, advocacy, membership services and research promotion

## Notes about the Mission:

- **Education** includes the annual CNSF Congress, The Canadian Journal of Neurological Sciences (CJNS), and all other continuing professional development (CPD) activities.
- **Membership Services** include services delivered to the constituent Societies of the CNSF and their individual members, the research to identify member needs, and other related activities.
- **Advocacy** includes activities such as building public awareness about diseases, disorders and injuries of the nervous system, and advocacy for improved public policy and increased medical research. Such advocacy may be direct or in collaboration with other organizations.

# CNSF Strategic Priorities

To ensure the achievement of its Vision and Mission, the CNSF has **three strategic priorities**: Continuing Professional Development, Membership Value, and Advocacy. The **goals** of these three priorities are noted below. Responsibility for expanding and putting these elements into operation has been assigned to one or more of the CNSF constituent societies, committees, or staff.

## 1. Continuing Professional Development:

The **goal** of this priority is to review, refine, improve and expand the overall CNSF CPD plan to meet the evolving needs of Society members while continuing to focus on the CNSF's priorities, i.e. the Congress and the Journal.

## 2. Membership Value:

The **goal** is to build a strong organization that provides value to the constituent Societies and their membership.

## 3. Advocacy:

The **goal** is to increase awareness of the impact and burden of diseases, disorders and injuries of the nervous system in Canada on affected individuals, their families, and communities, and the health-care system. The targets of this priority are the policy-makers at all levels of government, the general public and affiliated health care providers.

The CNSF Board is currently reviewing its Strategic Plan to ensure that the Goals, Objectives and Strategies, as listed above, are current and relevant to meet the needs of the organization and its members.



[cnsf.org/about-cnsf](https://cnsf.org/about-cnsf)

# CAN YOU SPOT THESE SELECT **RED-FLAG** SYMPTOMS OF hATTR AMYLOIDOSIS?



Neuropathic pain in the foot is a common first symptom of hATTR amyloidosis and can often present with gastrointestinal disturbances.<sup>1</sup>

Bilateral CTS can be the initial manifestation of hATTR amyloidosis, often presenting years before any other symptoms. Test for hATTR amyloidosis in patients with CTS and cardiac symptoms.<sup>2</sup>



Interested in learning more about hATTR amyloidosis?

Come visit us at the Akcea Therapeutics Booth **#309!**



CTS: Carpal tunnel syndrome

**References:** 1. Conceição I et al. "Red-flag" symptom clusters in transthyretin familial amyloid polyneuropathy. *Journal of the Peripheral Nervous System*. 2016;21(1):5-9. 2. Nakagawa M et al. Carpal tunnel syndrome: a common initial symptom of systemic wild-type ATTR (ATTRwt) amyloidosis. *Amyloid* 2016;23(1):58-63.

MEMBER OF  
INNOVATIVE MEDICINES CANADA  
Printed in Canada. Sobi Canada, Inc.

NP-20735 02/22





## CNSF at a Glance

- The CNSF's major priorities, as determined by the CNSF Board's Strategic Planning document, are: Continuing Professional Development (through the Congress and Journal); Advocacy and Membership retention and growth.
- The CNSF has four main sources of revenue: Membership dues, Congress registration fees, Journal subscription revenue and Industry sponsorship and exhibitor revenues. All are vital to our continued success and growth.
- It is very important that our Members renew their membership each year and we hope that each member can recruit others to join. The [Benefits of Membership](#) page is included in this Neuro|News and a Power Point presentation on "[The CNSF and Why you should join](#)" is on our web site. [www.cnsf.org](http://www.cnsf.org)
- The Federation has 6 Member Societies and continues to take steps to grow its Neuroscience portfolio.
- The CNSF has four staff; Marika, Donna and Dan have been with the CNSF for a combined total of 50 years. Nicole works part time and provides assistance to everyone.
- We 'contract' services to third parties such as Intertask Conferences for the Congress and Cambridge University Press for the Journal.



CANADIAN  
NEUROLOGICAL  
SCIENCES  
FEDERATION

FÉDÉRATION  
DES SCIENCES  
NEUROLOGIQUES  
DU CANADA



# CNSF Board of Directors 2021–2022



**Michael Hill**  
CNSF President  
CNS Member



**Kesh Reddy**  
CNSF Past President  
CNSS Member




**Kristine Chapman**  
CNSF Vice-President  
CSCN Member



**Cecil Hahn**  
CNSF Vice-President  
CACN Member



**Tejas Sankar**  
CNSF Vice-President  
CNSS Member



**Christian Stapf**  
CNSF Vice-President  
CSC Member



**Karel Terbrugge**  
CNSF Vice-President  
CSNR Member



**Michelle Demos**  
CACN President



**Michael Esser**  
CACN Vice-President



**Dhany Charest**  
CNSS President



**John Wong**  
CNSS Vice-President



**Steven Peters**  
CNS President



**Alex Henri-Bhargava**  
CNS Vice-President



**Juan Pablo Appendino**  
CSCN President



**Steven Baker**  
CSCN Vice-President



**Donatella Tampieri**  
CSNR President



**Rob Sevick**  
CSNR Vice-President



**Andrew Demchuk**  
CSC Chair

# CNSF Board of Directors 2021–2022



**Ashfaq Shuaib**  
CSC Vice-Chair



**Ian Fleetwood**  
CNSF At-Large



**Aleksandra Mineyko**  
CNSF At-Large



**Joseph Megyesi**  
CNSF SPC Chair  
CNSS Member



**Cian O’Kelly**  
CNSF PDC Chair  
CNSS Member



**Robert Chen**  
CJNS  
Editor-In-Chief  
CNS & CSCN Member



**Jeanne Teitelbaum**  
CNSF Membership  
Committee Chair  
CNS Member



**Draga Jichici**  
CNSF CPGC Chair  
CNS Member



**Dan Morin**  
CNSF  
Chief Executive officer



**Michelle  
Kameda-Smith**  
CNSS  
Sr. Resident Rep



**Michael Rizzuto**  
CNSS  
Jr. Resident Rep



**Shane Arsenault**  
CNS  
Sr. Resident Rep



**Hayley Thornton**  
CNS  
Jr. Resident Rep



**Kirsten Sjonnesen**  
CACN  
Sr. Resident Rep



**Lindsey Vogt**  
CACN  
Jr. Resident Rep



**Daniel Duggan**  
CSNR  
Resident Rep



CANADIAN  
NEUROLOGICAL  
SCIENCES  
FEDERATION  
FÉDÉRATION  
DES SCIENCES  
NEUROLOGIQUES  
DU CANADA



# Managing Rare Diseases in Neurology: DIAGNOSTIC CHALLENGES



## LUNCH & LEARN SYMPOSIUM

(Lunch will be served)

Fairmont Queen Elizabeth, Montreal, QC

# Sunday, June 26, 2022

12:30 - 2:00 pm EDT

### CHAIR

### PLANNING COMMITTEE and SPEAKERS



**Michelle Mezei**

MDCM, FRCPC  
Vancouver, BC



**Vera Brill**

MD, BSc, FRCPC  
Toronto, ON



**Priya Dhawan**

MD, FRCPC  
Vancouver, BC



**Gail Ouellette**

Ph.D., Geneticist/Genetic counsellor  
Sherbrooke, QC

## LEARNING OBJECTIVES

By the end of this course participants will be able to:

- Evaluate common symptoms of some rare diseases with neurological presentations
- Recognize the prevalence of misdiagnoses in patients suffering from rare genetic diseases
- Appreciate the importance of genetic testing to confirm a diagnosis

## AGENDA

2 mins	Welcome and Introductions	Michelle Mezei, MD (Chair)
20 mins	<b>Challenge #1: Polyneuropathy with Mild Autonomic Dysfunction</b>	Priya Dhawan, MD
20 mins	<b>Challenge #2: Limb Weakness, Seizures, Episodic Abdominal Pain</b>	Vera Brill, MD
20 mins	<b>Avoiding a Misdiagnosis with Genetic Testing in Rare Diseases</b>	Gail Ouellette, PhD
25 mins	Panel Discussion and Q&A	All faculty
3 mins	Closing remarks	Michelle Mezei, MD (Chair)



# Message from the CNSF CEO

Finally!

Welcome to the Queen Elizabeth.

At the time of production of the Neuro|News (May), we are having our first Congress since 2019.

Over the last 2+ years of the Pandemic, and the hardships and closures it caused, the CNSF and each of its' Societies still functioned, not necessarily as normal, but functioned, nevertheless. We continued with AGM's and Board meetings, Membership renewals and more.

We transitioned to Webinars with "Industry" support and they were very well received... and will continue. These webinars saved the past two years for us financially. We owe a debt of gratitude to all our sponsoring organizations who are listed in this edition of the Neuro|News.


A special thanks is due to our many Congress Chairs and Speakers who committed to carrying their 2021, and in some cases their 2020, Congress Program and courses to 2022. It promises to be an outstanding Program to meet your educational needs.

Our volunteer physicians make it all come together and contribute to our success. Members of the CNSF owe a debt of gratitude to their fellow members who take on these vital and sometimes onerous responsibilities. Our Board members, chairs and vice-chairs, and committee members are listed throughout this year's Neuro|News. Why not stop them and say thanks for their tireless efforts.

The Secretariat, manned so professionally by Donna, Marika and Nicole do wonderful work to keep the administrative aspects of the Societies, the CNSF and the CJNS Journal on track. They are vital to those aspects; and more. They, too, deserve a great deal of thanks.

On behalf of the Secretariat, our best wishes, and we hope to see and meet with you in person in Montreal.

Kindest Regards,



Dan Morin  
Chief Executive Officer  
Canadian Neurological Sciences  
Federation



## Join us in 2023 in the Rockies in Beautiful Banff, Alberta

**Sunday, June 4 – Wednesday, June 7, 2023**  
**Banff Springs Hotel**

Few hotels in the world rival the majesty, hospitality and grandeur of The Fairmont Banff Springs resort. Styled after a Scottish Baronial Castle, and located in the heart of Banff National Park, a UNESCO World Heritage Site, the Fairmont Banff Springs hotel, has been turning moments into memories for over 125 years. The opening of the hotel in 1888 marked the birthplace of tourism in the Canadian Rockies, and is now a National Historical Site of Canada.

The Fairmont Banff Springs provides unparalleled options and unique experiences to guests, from inclusive onsite getaways to days of adventure exploring the Rockies.

# 2021-2022 Society Boards of Directors and Committee Reps

The Canadian Neurological Sciences Federation (CNSF) is comprised of member Societies, representing different specialties of the Neurosciences.

Special thanks to these dedicated Board members that volunteer their time to contribute to the success of their individual Society as well as collective CNSF initiatives.

Updated 2022-2023 board member rosters will be discussed, and approved, at each society's annual general meeting (AGM) in June.



Canadian Neurological Society Société canadienne de neurologie

## Canadian Neurological Society (CNS)

CNS President ..... Steven Peters  
 CNS Vice President ..... Alex Henri-Bhargava  
 CNS Secretary Treasurer ..... Alice Schabas  
 CNS Past President ..... Jodie Burton  
 Representative from Manitoba ..... James Marriott  
 Representative from Newfoundland ..... Linda Magnusson  
 Representative from Saskatchewan ..... Ilia Poliakov  
 Representatives from Ontario ..... Alex Jahangirvand, Reza Vosoughi  
 Representative from Quebec ..... Alby Richard  
 Representative from Alberta ..... Brian Buck  
 CNSF CEO ..... Dan Morin  
 Residents' Representatives ..... Shane Arseneault & Jr rep. Hayley Thornton  
 Representatives on CNSF PDC Committee ..... Alex Henri-Bhargava, Shannon Venance, 2 Resident Reps  
 Representatives on CNSF SPC Committee ...Gerald Pfeffer (Vice Chair), Draga Jichici, 2 Resident Reps  
 Choosing Wisely Campaign ..... Philippe Couillard  
 CNS Representative on CNSF Executive Committee ..... Michael Hill



The Canadian Neurosurgical Society Société canadienne de neurochirurgie

## Canadian Neurosurgical Society (CNSS)

CNSS President ..... Dhany Charest  
 CNSS Vice President ..... John Wong  
 CNSS Secretary Treasurer ..... Gwynedd Pickett  
 CNSS Past President ..... Pat McDonald  
 Representative from British Columbia ..... Ian Fleetwood  
 Representative from Alberta ..... Vivek Mehta  
 Representative from Saskatchewan ..... Lissa Peeling  
 Representative from Manitoba ..... Colin Kazina  
 Representative from Ontario ..... Eric Massicotte  
 Representative from Quebec ..... Louis Crevier  
 Representative from Newfoundland & Labrador ..... Roger Avery  
 Representative from New Brunswick ..... Robert Adams  
 Representative from Nova Scotia ..... Sean Christie  
 CNSF CEO ..... Dan Morin  
 Residents' Representatives ..... Michelle Kameda-Smith & Jr rep. Michael Rizzuto  
 Representatives on CNSF PDC Committee ..... Cian O'Kelly (Chair), 2 Resident Reps  
 Representatives on CNSF SPC Committee ..... Joe Megyesi (chair), 2 Resident Reps  
 Choosing Wisely Campaign ..... Gwynedd Pickett  
 CNSS Representative on CNSF Executive Committee ..... Tejas Sankar





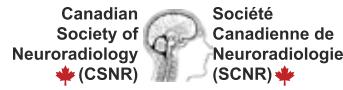
## Canadian Society of Clinical Neurophysiologists (CSCN)

CSCN President .....Juan Pablo Appendino  
 CSCN Vice President ..... Steve Baker  
 CSCN Secretary Treasurer ..... Christine Stables  
 CSCN Past President ..... Fraser Moore  
 Secretary EMG Section ..... Dina Namirani  
 Chair of EMG Section ..... Cecile Phan  
 Chief Examiner EMG ..... Lawrence Robinson  
 Chair of EEG Section and Chief Examiner EEG ..... Marcus Ng  
 Secretary EEG Section ..... Michelle-Lee Jones  
 CNSF CEO ..... Dan Morin  
 Representatives on CNSF PDC Committee ..... Seyed Mirsattari  
 Representatives on CNSF SPC Committee ..... Michelle Mezei,  
 Kristen Ikeda  
 CSCN Representative on CNSF Executive Committee ...Kristine Chapman



## Canadian Association of Child Neurology (CACN)

CACN President .....Michelle Demos  
 CACN Vice-President ..... Michael Esser  
 CACN Secretary Treasurer ..... Sunita Venkateswaran  
 CACN Past President ..... Simon Levin  
 Representative from Western Canada ..... Anita Datta  
 Representative from Central Canada ..... Samantha Marin  
 Representative from Eastern Canada ..... David Dufresne  
 CNSF CEO ..... Dan Morin  
 Residents' Representatives ..... Kirsten Sjonnesen  
 & Jr rep. Lindsey Vogt  
 Representatives on CNSF PDC Committee ..... Maryam Nouri,  
 2 Resident Reps  
 Representatives on CNSF SPC Committee ..... Hugh McMillan,  
 Helly Goez, 2 Resident Reps  
 Representative on CACN Education Committee ... Aleksandra Mineyko,  
 David Callen  
 Representative on CPSP ..... Elizabeth Donner  
 CACN Representative on CNSF Executive Committee ..... Cecil Hahn



## Canadian Society of Neuroradiologists (CSNR)

CSNR President ..... Donatella Tampieri  
 CSNR Vice President ..... Rob Sevick  
 CSNR Secretary Treasurer ..... Matthias Schmidt  
 CSNR Past President ..... Karel Terbrugge  
 Representative from British Columbia ..... Jason Chew  
 Representative from Saskatchewan ..... Tasha Ellchuk  
 Representative from Ontario ..... Richard Aviv  
 Representative from Ontario ..... William Miller  
 Representative from Nova Scotia ..... Jai Shankar  
 CNSF CEO ..... Dan Morin  
 Residents' Representative ..... Daniel Duggan  
 Representatives on CNSF PDC Committee ..... David Mikulis (Vice Chair)  
 and Resident Rep  
 Representatives on CNSF SPC Committee ..... Laila Alshafai, Jai Shankar  
 and Resident Rep  
 Social Media Task Force ..... Fateme Salehi  
 CSNR Representative on CNSF Executive Committee ... Karel Terbrugge



## Canadian Stroke Consortium (CSC)

CSC Chair ..... Andrew Demchuk  
 CSC Vice Chair ..... Ashfaq Shuaib  
 CSC Past Chair ..... Mike Sharma  
 CSC Representative on CNSF Executive Committee ..... Christian Stapf  
 Brian Buck  
 Leanne Casaubon  
 Shelagh Coutts  
 Dar Dowlatshahi  
 Thalia Field  
 Michael Hill  
 Tom Jeerakathil  
 Jennifer Mandzia  
 Alex Thiel

# Benefits of CNSF Membership

## Our Member Societies

CNSF members belong to one, or more, of our Societies:



## Membership in the Community of Canadian Clinical Neuroscientists

The community of clinical neurologists, neurosurgeons, pediatric neurologists, neurophysiologists and neuroradiologists is a robust and growing family that has made a long-standing, international, and ongoing contribution to clinical neuroscience. The community provides continuing medical education for its members, teaching for residents, students and clinical fellows. There is strong clinical and discovery-based research in Canada.

Networking in this group provides opportunity for training (e.g. fellowships), for collaboration across the country and for mutual learning.

## Congress

Our Federation, assisted by the Professional Development and the Scientific Program Committees, hosts a Canadian Congress geared towards the Continuing Professional Development (CPD) learning needs of Neurologists, Neurosurgeons, Pediatric Neurologists, Neurophysiologists, Neuroradiologists and Neuroscientists.

Our Congress is an accredited learning activity; therefore, you earn Maintenance of Certification (MOC) credits.

Gather with your colleagues and friends from across the country.

Learn, Mentor, Share, Teach, Collaborate, Advocate.

**Members attend the [CNSF Congress](#) at a generously discounted registration fee.**

## Annual Society Prizes

**Members have the opportunity to win valuable society prizes by submitting an 'Abstract' to the Congress as well as an 'Expanded Abstract' to the society competitions.**

There are multiple first place prizes available to Junior Members or an Active Member within two years of receiving their certificate. Each valued at approximately **\$2500**.

Winners have the privilege of presenting their work at the Grand Plenary, alongside our Distinguished Guest Lecturers, during the Congress. Prize winners' will be announced in the Neuro|News newsletter, in the Canadian Journal of Neurological Sciences and on the CNSF website.

**\$500** second place prizes and additional subsidiary prizes may be awarded.

## Canadian Journal of Neurological Sciences (CJNS)

The Canadian Journal of Neurological Sciences (CJNS) is the official publication of our member Societies. The Journal is an internationally recognized, peer reviewed medical journal, published through Cambridge University Press – Cambridge Core.

Members receive an online subscription with exclusive access to the most current year of the publication and 'Magazine View' of each issue.

CNSF Members submitting an article to the CJNS receive GOLD open access at half price.

## Member Only Information

Members receive a bi-monthly CNSF Neuro|News electronic newsletter featuring:

- Society and Federation news
- Congress details and updates
- Neuro Career – Job postings
- Advocacy items
- Messages from the CNSF and Society Presidents
- CJNS Journal Highlights
- Webinars and other CNSF CME Opportunities
- Continuing Professional Development (CPD) opportunities

**Access to additional information on the CNSF website.**

Our website contains the latest information for our National Specialty Societies and all that the Canadian Neurological Sciences Federation has to offer. Members receive the added benefit of ‘member only’ information such as CJNS journal access, past webinar recordings, quick access to Society driven initiatives, information and resource links.

## Residents

PGY1 residents can apply for complimentary first-year membership, paid by their member Society. Membership dues for subsequent years of residency are only \$80/year.

Congress registration fees for resident members is only \$250. This registration fee includes access to all Congress courses/sessions, course notes, luncheons, breaks and the Residents’ Social.

CNSF Society Resident Representatives help organize a resident social event. This is a major networking event for trainees to connect with attending physicians from a wide variety of backgrounds and subspecialties.

The newest benefit for our Junior members is the CNSF prepOSCE neurology sessions, offering virtual practice OSCE sessions for those preparing for their Royal College exams.

Resident members receive all ‘benefits’ outlined in the sections above as well as any additional benefits provided by their individual Society, such as CNS Leaders in Neurology interviews for publication in the CJNS and the CACN Mentorship Program.

The CNS, CNSS, CACN and CSNR, all have resident representatives that sit on the CNSF Professional Development and Scientific Program Committees and attend the CNSF Board of Directors meetings, as well as their respective Society Board meetings.

Resident members are welcome to contact their society resident representative with any issues, concerns or ideas that they would like to see discussed.

## Not a member of the CNSF?

- ▶ **Would you like to become a member of one of the CNSF National Specialty Societies?**
- ▶ **Would you like to take advantage of the Benefits of CNSF Membership?**

Download the appropriate society application form by choosing your society of interest or contact Donna Irvin, CNSF Member Services at: [donna-irvin@cnsf.org](mailto:donna-irvin@cnsf.org) / [www.cnsf.org](http://www.cnsf.org)

## Become a Member | CNSF

[cnsf.org/about-cnsf/membership/become-a-member](http://cnsf.org/about-cnsf/membership/become-a-member)

## Why you should join

[cnsf.org/media/n3go5aas/the-cnsf-why-you-should-join\\_2021-10-06.pdf](http://cnsf.org/media/n3go5aas/the-cnsf-why-you-should-join_2021-10-06.pdf)

## Associate and Affiliate Societies of the CNSF

**Associate Societies** of the CNSF are professional societies that have similar goals to the CNSF. They are:

- Canadian Association of Neuroscience Nurses (CANN)
- Canadian Association of Electroneurophysiology Technologists Inc. (CAET)
- The Association of Electromyography Technologists of Canada (AETC)
- Canadian Association for Neuroscience (CAN)
- Canadian Association of Physical Medicine & Rehabilitation (CAPM&R)
- Canadian Apheresis Group (CAG)

**Affiliate Societies** work collaboratively with the CNSF whenever possible throughout the year. The CNSF values and appreciates these partnerships. They are:

- Canadian ALS Trials and Research Network
- The Canadian Brain Tumour Consortium
- The Canadian Headache Society
- The Canadian League Against Epilepsy
- The Canadian Movement Disorders Group
- The Canadian Network of MS Clinics
- The Canadian Neurocritical Care Society
- The Canadian Neuromuscular Group
- The Consortium of Canadian Centres for Clinical Cognitive Research

# 2022 CNSF Society Annual General Meetings



## CNS Canadian Neurological Society

Monday, June 27  
4:30 pm Eastern time

June 2022						
S	M	T	W	T	F	S
			1	2	3	4
5	6	7	8	9	10	11
12	13	14	15	16	17	18
19	20	21	22	23	24	25
26	27	28	29	30		



• The Canadian Neurosurgical Society  
• Société canadienne de neurochirurgie

## CNSS Canadian Neurosurgical Society

Tuesday, June 28  
4:30 pm Eastern time

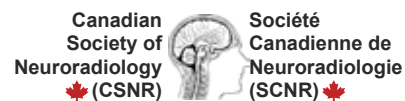
June 2022						
S	M	T	W	T	F	S
			1	2	3	4
5	6	7	8	9	10	11
12	13	14	15	16	17	18
19	20	21	22	23	24	25
26	27	28	29	30		



## CACN Canadian Association of Child Neurology

Tuesday, June 28  
4:30 pm Eastern time

June 2022						
S	M	T	W	T	F	S
			1	2	3	4
5	6	7	8	9	10	11
12	13	14	15	16	17	18
19	20	21	22	23	24	25
26	27	28	29	30		



## CSNR Canadian Society of Neuroradiology

Tuesday, June 28  
4:30 pm Eastern time

June 2022						
S	M	T	W	T	F	S
			1	2	3	4
5	6	7	8	9	10	11
12	13	14	15	16	17	18
19	20	21	22	23	24	25
26	27	28	29	30		



## CSCN – Canadian Society of Clinical Neurophysiologists

Wednesday, June 29  
7 am Eastern time

June 2022						
S	M	T	W	T	F	S
			1	2	3	4
5	6	7	8	9	10	11
12	13	14	15	16	17	18
19	20	21	22	23	24	25
26	27	28	29	30		



# Canadian Leaders in Neurology

The Canadian Journal of Neurological Sciences (CJNS) publishes a series of resident interviews with **Canadian Leaders in Neurology**. These interviews focus on mentorship, career pearls, and the future directions of Canadian neurology.

This initiative was created by the Canadian Neurological Society (CNS) and the CNS Resident Representatives to allow CNS Junior members an opportunity to highlight these special mentors and their important roles in current practice.

## Canadian Leader in Neurology published interviews:



**Jack Antel**  
interviewed by Adil Harroud  
<https://doi.org/10.1017/cjn.2018.327>



**Luanne Metz**  
interviewed by Parichita Choudhury  
<https://doi.org/10.1017/cjn.2019.245>



**Patrick Cossette**  
interviewed by Joel Neves Briard  
<https://doi.org/10.1017/cjn.2019.344>



**Anthony Lang**  
interviewed by Jane Liao  
<https://doi.org/10.1017/cjn.2020.20>



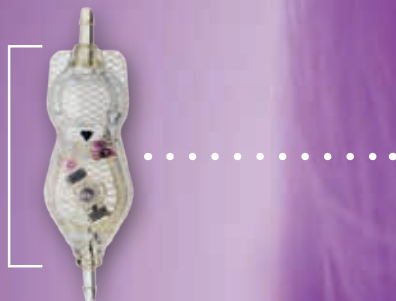
**Michael W Nicolle**  
interviewed by Ario Mirian  
<https://doi.org/10.1017/cjn.2020.134>



**G. Bryan Young**  
interviewed by Erica D. McKenzie  
<https://doi.org/10.1017/cjn.2021.227>



Actual Size.  
31.8 mm



CERTAS® Plus Small for hydrocephalus management

# Think small. Live large.

Deliver certainty with the programmable valve that has a small footprint, 7 settings including a “Virtual Off,” and is resistant to unintended setting change in a 3T MRI<sup>1,\*</sup>

T = Tesla.

\*Clinician should confirm valve setting after an MRI procedure.

Reference: 1. Data on file. Resistance of the CODMAN CERTAS® Plus Programmable Valve to Unintended Setting Changes When Exposed to a 3 Tesla MRI. February 2016. Integra LifeSciences. Plainsboro, NJ, USA.

INDICATIONS: The CODMAN CERTAS® Plus Programmable Valve is an implantable device that provides constant intraventricular pressure and drainage of CSF for the management of hydrocephalus. CONTRAINDICATIONS: These devices are contraindicated in patients receiving anticoagulants or known to have a bleeding diathesis. Avoid shunt implantation if infection is present within the body. Delay the shunt procedure when infections such as meningitis, ventriculitis, peritonitis, bacteremia, and septicemia are present. The BACTISEAL® Catheters are contraindicated in patients with known hypersensitivity to rifampin or clindamycin hydrochloride.

**WARNINGS:**

- Choose an implantation site for the valve where the tissue over the valve is not too thick (i.e. tissue thickness < 10 mm). Otherwise locating, reading, and adjusting the valve with the tool kit may be difficult (i.e.: multiple attempts may be required) or impossible. If unable to adjust the valve, the valve will maintain a constant operating pressure and the patient should be informed of this risk (see Tool Kit Instructions for Use for more information).
- As with all programmable valves, the magnets within the CERTAS Plus valve will cause an image artifact on CT and MRI imaging. As a result, the implantation site should be chosen so that the artifact will be minimized in areas of significant clinical interest, such as a tumor, that may require repeated future imaging assessment.
- Testing shows that the valve mechanism is resistant to unintended changes in the setting in a 3 Tesla MRI. However, the clinician should confirm the valve setting after a magnetic resonance imaging (MRI) procedure.
- The valve setting is adjusted with the application and manipulation of strong magnets. A change to the valve setting is unlikely to occur under normal circumstances. However, magnetic fields should not be placed near the valve due to the possibility of an unintentional setting change.
- Read MRI information before performing an MRI procedure on a patient implanted with the valve.
- Any magnet may experience a degradation of magnetic field strength as a consequence of exposure to the significantly stronger magnet field induced in an MRI procedure.
  - Based on the coercivity of the CERTAS Plus magnet material, the valve is resistant to magnetic degradation in a 1.5T MRI.
  - Testing of the CERTAS Plus valve following exposure to 10 simulated MRI procedures at 3T indicates there is no substantial demagnetization or significant reduction in programmability. Please refer to the Tool Kit IFU if any difficulty in programming occurs.

Codman, CERTAS, CODMAN CERTAS, Bactiseal, Integra and the Integra logo are registered trademarks of Integra LifeSciences Corporation in the United States and/or other countries.

©2021 Integra LifeSciences. All rights reserved. 1974587-1-EN



**CERTAS® Plus Small**  
Programmable Valve  
**A Journey of Certainty**



# Canadian Neurological Sciences Federation's 2022 Distinguished Service Award

## Dr. Sharon Whiting, 2022 recipient

Dr. Whiting joined the Canadian Neurological Sciences Federation (CNSF) as a member of the Canadian Association of Child Neurology (CACN) and the Canadian Society of Clinical Neurophysiologists (CSCN), as a staff neurologist at Children's Hospital of Eastern Ontario (CHEO). She had just returned to the University of Ottawa, following her residency in Vancouver and a fellowship in epilepsy in London, Ontario. Her membership in the CNSF led to active involvement at many levels, including President of the CACN in 2011 and joining the CNSF board in 2010. She has served on several committees including the Clinical Practice Guidelines committee, the Scientific Program Committee and the CNSF Membership committee. She has participated in many areas of the annual meetings as a reviewer of abstracts, chairing sessions and presenting sessions.

Outside of the CNSF, Dr. Whiting has been involved in development of epilepsy resources for Ontario as a member of the expert panel on strategy for epilepsy care in Ontario. In 2013 the Ontario Ministry of Health [MOH], in partnership with epilepsy care providers undertook the establishment of District Epilepsy Centers [DEC] and Regional Epilepsy Surgery Centers of Excellence [RESC] throughout Ontario; issuance of Provincial Guidelines on Epilepsy Care, and creation of a Provincial knowledge translation [KT] strategy for epilepsy. Dr. Whiting was involved in the development of the Children's Hospital in Ottawa as a DEC, establishing an epilepsy monitoring unit and harnessing resources for the

ketogenic diet services, for use in children with intractable epilepsy. She was also involved in the development of the guidelines for various aspects of epilepsy and epilepsy surgery with wide dissemination in the province.

In 2018 Project ECHO: Epilepsy Across the Lifespan was launched to provide epilepsy KT in Ontario by connecting specialist multidisciplinary teams at academic health centres to community healthcare providers. This was used extensively at CHEO and led to partnerships with the adult services, as well as Epilepsy Ottawa. It has been rewarding to see such a novel partnership between government, epilepsy caregivers, patients, and families, which has resulted in the provision of unique end-to-end epilepsy care in Ontario with a resultant increase in patients evaluated for and receiving epilepsy surgery and specialised epilepsy care.

Leading from the increased services for epilepsy patients, she is the Program Director for a successful Epilepsy Fellowship Program for Canadian and international neurologists. Dr. Whiting also realised early in her career the difficulties faced by paediatric neurologists to get involved in research, given their small numbers in each centre. She founded the Canadian Pediatric Epilepsy Network (CPEN) to involve researchers and allied health across the country.

Her involvement continues in EpLink, the integrated discovery epilepsy program of the Ontario Brain Institute



(OBI) as a co-director and a researcher in intractable epilepsy.

Dr. Whiting was past President of the Canadian League against Epilepsy and a member of the North American Commission of the ILAE, where she worked to develop the establishment of the league in Jamaica to improve epilepsy services in the Caribbean.

As past Head of the Neurology division at CHEO, she encouraged residents, fellows and faculty to embrace their national organizations under the umbrella of the CNSF and continues with this support today. Her current areas of interest include developing a robust transition program for adolescents as they move into the adult system with a particular emphasis on the comorbidities of anxiety and depression.

The CNSF was instrumental in realising a leadership role for care of patients, education for young neurologists, networking and the future of neurology in Canada.

**Sharon, on the behalf of the CNSF Executive and Board, CNSF Members and the Secretariat thank you for your dedication to the CNSF in the past, the present and hopefully for years to come.**

# 2022 CNSS Lifetime Achievement Award (Charles Drake Medal)



2022 recipient

## Dr. Mary Elizabeth “Betty” MacRae

The CNSS is very pleased to present the 2022 CNSS Lifetime Achievement Award – Charles Drake Medal to Betty MacRae.

This award was conceived in 2013 as a memorable enhancement to the luminary Award of the Canadian Neurosurgical Society for Lifetime Achievement. This year’s recipient joins a stellar group of prior awardees including

Dr. R.O. Holness (2016), Dr. M.C. Wallace (2017) and Dr. Falah B. Maroun (2018) and Dr. Andre Olivier (2019).

Graduating from the University of Toronto medical school in 1968, Dr. Elizabeth “Betty” MacRae entered into the neurology residency program in Toronto and near the end of training, “caught the neurosurgery bug.” After successfully passing the Royal College neurology exams in 1977, she then immediately entered into the Toronto neurosurgery residency program, despite reservations based on her gender. She successfully completed surgical training and received her Royal College credentials in neurosurgery in 1982 and was one of its earliest female successful Fellows.

Betty was then recruited to begin her neurosurgical career in Calgary and has worked tirelessly as an exemplary surgeon with a focus in skull base neurosurgery. A strong mentor and role model to many, especially to the women under-represented in our specialty, Betty has been a devoted member of the Division of Neurosurgery in the Department of Clinical Neurosciences

at the University of Calgary. To the best of our knowledge, Betty was the first woman to complete neurosurgical residency in Canada, pass the Royal College exams, and establish a successful neurosurgical practice in our country.

Dr. MacRae has overcome gender bias and numerous obstacles in her long career to provide almost three decades of exemplary and compassionate neurosurgical care to Canadians. Holder of three specialist certificates from the Royal College in Neurology, Neurosurgery, and Sports Medicine, she is regarded as a highly skilled skull base neurosurgeon and dedicated physician, both locally and nationally. She has set a standard of excellence to which we all strive and will always be, in our opinion, “Canada’s First Woman of Neurosurgery.” Betty is now enjoying a well deserved retirement and as an octogenarian, is still challenging the ski slopes of Banff.

**The consummate clinician, Dr. MacRae is a well-deserved recipient of the 2022 CNSS Lifetime Achievement Award – Charles Drake Medal.**



# 2022 Henry Dunn — CACN Lifetime Achievement Award



## 2022 recipient **Dr. O. Carter Snead III**

Dr. Snead received a BSc in Pharmacy and an MD, both from the University of West Virginia School of Medicine. Subsequently, he trained in Pediatrics at Duke University Medical Centre and Child Neurology at Yale University School of Medicine. This was followed by a two-year stint in the United States Air Force where Dr. Snead was stationed at Keesler Air Force Base in Biloxi MS. He has held academic positions first at the University of Alabama in Birmingham School of Medicine where he was at the Alabama Children's Hospital and at the University of Southern California School of Medicine where he was Head of Child Neurology. From 1996-2012 he was Head of the Division of Neurology at the Hospital for Sick Children in Toronto.

Currently, he is a staff neurologist and clinician scientist in the Division of Neurology and a senior scientist in the Research Institute at the Hospital for Sick Children. As well he is a Professor of Pediatrics, Neurology, & Pharmacology and a member of the Institute for Medical Sciences at the University of Toronto. Dr. Snead's major clinical

and research interest is in Pediatric Epilepsy. He developed the epilepsy surgery program at SickKids and has pioneered the use of this surgical therapeutic modality in children with medically refractory epilepsy. He has done seminal research in the use of MEG as a non-invasive diagnostic modality to help identify children who are candidates for epilepsy surgery. He pioneered research into the neurobiology of g-hydroxybutyric acid, also known as GHB. He is an expert in animal models of epilepsy, being among the first to develop animal models of absence and atypical absence epilepsy and to characterize GABAB-mediated mechanisms of these disorders. In addition, Dr. Snead has developed an animal model of infantile spasms in Down syndrome and shown the effectiveness of genetic and pharmacological rescue strategies in this model.

More recently, Dr. Snead has led the effort to transform epilepsy care for tens of thousands of infants, children, and adults in Ontario Canada over the

last 10 years through the development of comprehensive epilepsy care in Ontario, the Ontario Epilepsy Network, and Project ECHO- Epilepsy Across the Life Span in Ontario. Dr. Snead recently has been designated a Founder of Child Neurology by the Child Neurology Society and the International Child Neurology Association.

Dr. Snead retired from SickKids December 31, 2021. Currently he is Professor Emeritus in the Temerty Faculty of Medicine at the University of Toronto, Clinician Scientist Emeritus in the Division of Neurology, and Scientist Emeritus at the Hospital for Sick Children.

**We are very proud to honour  
Dr. O. Carter Snead III with the  
2022 CACN – Henry Dunn –  
Lifetime Achievement Award.**





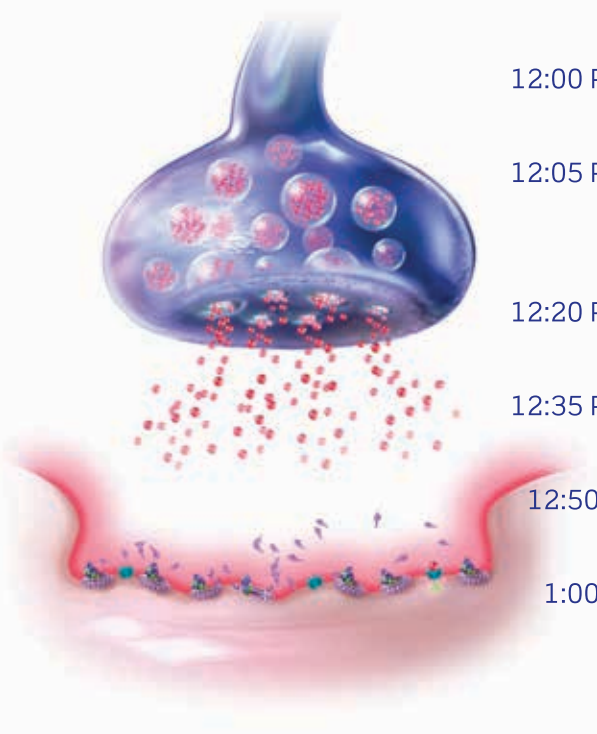
## COMPLEMENT INHIBITION

# Real World Evidence and Impact on Generalized Myasthenia Gravis Disease Burden

WEDNESDAY JUNE 29<sup>TH</sup> 2022  
12:00 - 1:15 PM

### LUNCH 'N LEARN INVITATION:

- Review burden of disease, including symptoms, quality of life impact, functional activities, myasthenic exacerbations and crises, hospitalizations, and psychiatric burden
- Review the Immunosuppressive therapy (IST) use in eculizumab-treated patients with generalized myasthenia gravis (gMG) during the REGAIN open-label extension study
- Provide a Canadian perspective on the use of complement inhibition through Real-World cases
- Review of the Real-World effectiveness of eculizumab in generalized myasthenia gravis in other countries



12:00 PM - 12:05 PM EST

12:05 PM - 12:20 PM EST

12:20 PM - 12:35 PM EST

12:35 PM - 12:50 PM EST

12:50 PM - 1:00 PM EST

1:00 PM - 1:15 PM EST

### PRESENTATIONS:

#### Welcome and opening remarks

Dr. Sandrine Larue, Neurologist

#### Concomitant IST use in eculizumab treated gMG patients

Dr. Hans Katzberg, Neurologist

#### Real-world effectiveness of eculizumab

Dr. Dubravka Dodig, Neurologist

#### Canadian gMG case series publication

Dr. Dubravka Dodig, Neurologist

#### gMG disease burden

Dr. Hans Katzberg, Neurologist

#### Panel discussion and Q & A

Dr. Sandrine Larue, Neurologist

Dr. Dubravka Dodig, Neurologist

Dr. Hans Katzberg, Neurologist

COME VISIT US  
BOOTH 103 IN THE EXHIBIT HALL.

**ALEXION**<sup>®</sup>  
AstraZeneca Rare Disease

# CNSF 2022 Society Prize Winners

## Congratulations to the winners!

**First place** prize winning presentations during the Grand Plenary session June 27, 2022.

**Second place** prize winners present in the neurosurgery Chair's Select session on June 29 and the Anti-NMDA prize winner presents their abstract as an e-poster during one of our Poster Moderated Sessions.

**Basic Abstracts** of these winning papers are included in the 2022 CNSF/CJNS Abstract Supplement, published online in the Canadian Journal of Neurological Sciences (CJNS), through Cambridge University Press.

[www.cnsf.org/congress/call-for-science/call-for-society-prizes/society-prize-winners](http://www.cnsf.org/congress/call-for-science/call-for-society-prizes/society-prize-winners)

## 2022 CNS | Society Prize Winners

CNS André Barbeau Memorial Prize

**Adil Harroud**

*The Genetic Basis of Multiple Sclerosis Severity*

CNS Francis McNaughton Memorial Prize

**Jean-Pierre Falet**

*Deep Learning Prediction of Response to Disease Modifying Therapy in Primary Progressive Multiple Sclerosis*

CNS Anti-NMDA Receptor Encephalitis Foundation Prize

**Nabeela Nathoo**

*Extreme delta brush in Anti-NMDAR encephalitis correlates with poor functional outcome and death*

## 2022 CNSS | Society Prize Winners

CNSS K.G. McKenzie Memorial Prize for Basic Neuroscience Research

**Jeffrey Zuccato**

*Identifying clinically relevant prognostic epigenetic subtypes of chordoma and their non-invasive detection in plasma*

CNSS K.G. McKenzie Memorial Prize for Basic Neuroscience Research – 2nd Place Prize

**Stephano Chang**

*Spatiotemporal Mapping and Decoding of Oculomotion in the Pediatric Frontal Eye Field*

CNSS K.G. McKenzie Memorial Prize for Clinical Neuroscience Research

**Alexander Rebchuk**

*The Impact of Brain Invasion on Intracranial Meningioma Grading*

CNSS K.G. McKenzie Memorial Prize for Clinical Neuroscience Research – 2nd Place Prize

**Michael Honey**

*Prospective cohort analysis of normal versus mild cognitive impairment for quality of life outcome following DBS for Parkinson's disease*

## 2022 CSCN | Society Prize Winner

CSCN Herbert Jasper Prize

**Gord Jewett**

*Measurement of Decremental Response is Repeatable in Amyotrophic Lateral Sclerosis*

## 2022 CACN | Society Prize Winner

CACN President's Prize

**Jennifer Gettings**

*The Epilepsy Surgery Experience in Children with Infantile Spasms at a Tertiary Care Centre in Canada*

# Congratulations

# The Canadian Journal of Neurological Sciences (CJNS)

The [CJNS Journal](#) is owned by the CNSF societies and features many articles submitted by your colleagues and fellow CNSF members.

Our Editor-in-Chief, Dr Robert Chen, dedicates numerous hours towards the science, the professionalism and the improvements of our Journal publication. He has built a strong Editorial Board and Associate Editors team and we thank them all for their time and dedication. We are in the process of adding Social Media Editors to the CJNS board. We hope that you will “Follow”, “Like” and “Share” our posts on [Twitter](#) and [Facebook](#).

The CJNS is hosted on Cambridge Core, the academic platform from Cambridge University Press. Cambridge Core was developed specifically with researchers’ needs in mind, featuring: a design suitable to mobile devices, tailored journal pages, multimedia and graphical abstracts, metrics and digital innovations, tools and services.

CNSF members have full access to all CJNS articles by logging in as a member on the [CNSF website](#) with your CNSF member ID# and your last name.

The CJNS Journal has been publishing peer reviewed, scientific articles since 1974 and these are all available for viewing online. Check out the multiple features including “Magazine View”.

“Accepted Manuscripts” and “First View” articles are published on our CJNS page, in advance of their placement within an issue. This helps you get your research out faster! Newly accepted manuscripts are published within a few days of acceptance under “Accepted manuscript”. These papers receive a “DOI” address that remains the same throughout the article life, making them easily citable.

The CJNS page continues to feature a direct, free access banner link to the Coronavirus Collection of articles on Cambridge.




Dr Robert Chen

## Editor-in-Chief:

Robert Chen

## Associate Editors:

Robert Hammond  
Philippe Huot  
Mahendranath Moharir  
Tejas Sankar  
Jeanne Teitelbaum  
Manas Sharma  
Richard Wennberg





# CJNS Distinguished Reviewer of the Year 2021

## Christopher Hahn, MD, FRCPC

The Canadian Journal of Neurological Sciences (CJNS) sincerely appreciates the consistent and numerous high quality manuscript reviews that Dr. Hahn has provided for the CJNS. This award is based on review statistics from 2021.

Dr. Chris Hahn is an associate professor at the University of Calgary. Having spent most of his life in Calgary, he completed his medical school and residency at the University of Calgary before pursuing a fellowship in neuromuscular medicine at Harvard Medical School and a second fellowship in Multiple Sclerosis and Neuro-Immunology back at the University of Calgary.

His main research interests revolve around improving the care of patients with autoimmune encephalitis and other rare autoimmune diseases of the nervous system as well as transthyretin amyloidosis. He is also actively involved in medical informatics and has a passion for working with electronic health care systems to achieve better patient outcomes and improve clinician efficiency.

**Thank you Dr. Hahn. We appreciate your dedication and support of our CJNS Journal.**

*Presented in 2022*



Dr. Christopher Hahn



## NEURO CAREERS

- ▶ Looking for a new career opportunity?
- ▶ Looking to advertise a position at your center?

### Check out Neuro Careers!

Neuro Careers is an online, classified advertising resource on the CNSF website and linked on the CJNS page in Cambridge Core. Direct links to each classified ad are included in the CNSF members' newsletter, the Neuro|News.

Classified ads are posted online for 2 months, for less than \$500. They open as a full page PDF complete with color, graphics and company logos.

Neuro Careers is a great way to advertise job opportunities and fellowships to Neurologists, Neurosurgeons, Pediatric Neurologists, Neurophysiologists, Neuroradiologists and related health care professionals.

To find out more, contact Donna at [donna-irvin@cnsf.org](mailto:donna-irvin@cnsf.org).

[www.cnsf.org/neuro-careers](http://www.cnsf.org/neuro-careers)

# CNSF Committees

## Membership Committee

The issue of expanding membership numbers has never been as important as it is today. Every CNSF Society has expressed that this is a high priority objective. Membership retention and growth is vital to the continued success and stability of each of our Societies. The increased numbers will result in higher revenues as well as increased interest and participation by registered delegates at the Congress. This makes us stronger and more relevant as individual Societies and as a Canadian Federation.

The CNSF membership committee is chaired by Jeanne Teitelbaum, and every CNSF society has representation on this committee.

We are reviewing current membership policies and addressing the primary goals of the Membership Committee to:

- Increase the number of full active members in each Society.
- Increase the number of resident members in each Society.
- Expand the number of Societies to include related Neuroscience organizations whose membership is primarily Neurologists.
- Open membership to new types of members (nurses, anesthesiologists, intensivists, pathologists etc.)
- Simplify the membership categories, review the costs of membership and potentially amalgamate certain categories.

The biggest and most important issue that we need to address is how to increase our membership in each of the Society's Full/Active category. We need to build a strong organization whose membership is PRIMARILY neurologists, neurosurgeons and neuroradiologists.

Membership Committee Members are:

- |                            |                         |
|----------------------------|-------------------------|
| • Jeanne Teitelbaum, Chair | • Daniel Duggan         |
| • David Callen             | • Hayley Thornton       |
| • Ian Fleetwood            | • Kirsten Sjonnesen     |
| • Karel Terbrugge          | • Lindsey Vogt          |
| • Laila Alshafai           | • Michael Rizzuto       |
| • Michael Hill             | • Michelle Kameda-Smith |
| • Sharon Whiting           | • Shane Arsenaault      |
| • Steven Peters            |                         |

## May I help you?



Available year round to assist with questions regarding your Society, your Membership or CNSF services.

[Donna-irvin@cnsf.org](mailto:Donna-irvin@cnsf.org) • 403-229-9544 ext 103

## The CNSF Clinical Practice Guidelines Committee

The goals of the Clinical Practice Guidelines Committee are to:

1. Encourage the development, dissemination and implementation of clinical practice guidelines by our Member and Affiliate Societies, and other Canadian groups that would be of benefit to Canadian neuroscientists.
2. Establish a framework and processes for the promotion and endorsement of clinical practice guidelines so that current evidence-based guidelines meet the needs of, and can be communicated effectively to, the membership of the CNSF
3. Evaluate and adopt for use by the CNSF membership, with appropriate context-specific provisions, Clinical Practice Guidelines developed outside Canada, particularly in the United States and Europe.

Committee Members include:

- Draga Jichici, Chair
- Jeanne Teitelbaum
- Lyle Weston
- Michael Hill
- Tejas Sankar

# CNSF Committees

## Advocacy Committee

Advocacy is an important part of the CNSF mission to support the neuroscience professions in Canada. The work of CNSF members and CNSF Member Societies is essential to the wellbeing of individuals affected by diseases, disorders and injuries of the nervous system, therefore we must advocate with a strong and effective voice to support this work.

Several years ago, in an effort to Advocate Nationally, the CNSF had joined Neurological Health Charities of Canada (NHCC). The NHCC share our objectives, and have formed a strong coalition in order to serve as one voice, with a stronger sense of community and influence for positive change across Canada. For more information and to see the work of Neurological Health Charities Canada (NHCC) visit [mybrainmatters.ca](http://mybrainmatters.ca).

In 2022 CNSF President Michael Hill reconstituted the CNSF's Advocacy Committee and asked each CNSF Society to appoint its Advocacy Committee representatives.

Members Include:

- Adam MacLellan
- Dylan Blacquiere
- Elizabeth Donner
- Fraser Moore
- Jai Shankar
- Michael Esser
- Michael Hill
- Michael Tso
- Regan Cooley
- Steve Baker
- Steven Peters
- William Miller
- Dan Morin

### Objectives and Activities going forward include:

- Influence public policy decisions on matters related to the CNSF Vision concerning the prevention, diagnosis and management of neurological conditions.
- To advocate on behalf of the Neurosciences' profession to policy makers or elected officials on those issues relevant to the neurosciences' profession.
- To enhance public access to neuroscience services through advocacy initiatives.
- To advise and make recommendation to the CNSF Executive/Board on issues that merit involvement of the Federation in responding to any relevant issues.
- To support government relations strategies.
- To identify advocacy needs and resources.
- To communicate advocacy efforts to stakeholders.
- Work and/or partner with Affiliate and Associate Societies and other organizations to increase awareness of neurological conditions.
- To promote the Neurosciences' profession to the public through education activities.
- Advocate for effective fundamental and applied research support.

## Don't miss the "Poster Moderated Sessions"!

Authors with abstracts selected for electronic posters, have the opportunity to showcase their work to CNSF Congress delegates at multiple large screen viewing stations.

At the Poster Moderated sessions, authors present their concepts, methods and research findings, and attendees have the opportunity to ask questions.



# CNSF's Professional Development and Scientific Program Committees

These Committees, with input from each CNSF Society, are essentially responsible for planning, developing and implementing the Congress Program. These Committees are informed by feedback from previous Congress attendees through the individual session evaluations and overall Congress assessments, the CNSF Membership Survey and other related information and feedback to assist in the development of the Scientific Program for each Congress.

The members of the Professional Development Committee (PDC) and Scientific Program Committee (SPC) have spent time working collaboratively throughout the past two tumultuous years to develop an excellent Program for 2022 in Montreal.

**Thank you.**

## Congress Planning Committee members

- Joe Megyesi, CNSF SPC Chair, CNSS
- Gerald Pfeffer, CNSF SPC Vice Chair, CNS
- Cian O'Kelly, CNSF PDC Chair, CNS
- David Mikulis, CNSF PDC Vice Chair, CSNR
- Alexandre Henri-Bhargava, CNS PDC
- Shannon Venance, CNS PDC
- Draga Jichici, CNS SPC
- Maryam Nouri, CACN PDC
- Helly Goez, CACN SPC
- Hugh McMillan, CACN SPC
- Michelle Mezei, CSCN SPC
- Kristen Ikeda, CSCN SPC
- Seyed Mirsattari, CSCN PDC
- Laila Alshafai, CSNR SPC
- Jai Shankar, CSNR SPC
- Brett Graham, CSC SPC
- Ravinder Singh, CSC SPC
- Sashi Perera, CSC SPC
- Kirsten Sjonnesen, CACN Resident Rep
- Lindsey Vogt, CACN Jr Resident Rep
- Michelle Kameda-Smith, CNSS Resident Rep
- Michael Rizzuto, CNSS Jr Resident Rep
- Shane Arsenaault, CNS Resident Rep
- Hayley Thornton, CNS Jr Resident Rep
- Daniel Duggan, CSNR Resident Rep
- Michael Hill, CNSF President (CNS)
- Kristine Chapman, CNSF Vice President (CSCN)
- Tejas Sankar, CNSF Vice President (CNSS)
- Cecil Hahn, CNSF Vice President (CACN)
- Karel Terbrugge, CNSF Vice President (CSNR)
- Christian Stapf, CNSF Vice President (CSC)
- Dan Morin, CNSF CEO

## Virtual Exhibit Hall

The CNSF online Virtual Exhibit Hall (VEH) provides the opportunity for the current year of CNSF Sponsors and Exhibitors to showcase their company and provide links to their websites and contact information to our members.

The CNSF is proud to showcase these CNSF Supporters and their contributions to the Canadian Neurological community.

[veh.cnsf.org](http://veh.cnsf.org)





## Visit the new CNSF Website: [cnsf.org](http://cnsf.org)

- Quick access to Webinars, Neuro Career listings, CJNS Journal, Congress info and the latest News
- Keep up with society initiatives and highlights by visiting your Society page
- Visit the new Advocacy Hub and Neuro Surveys pages for Members

We value our members' input and support – Thank you!



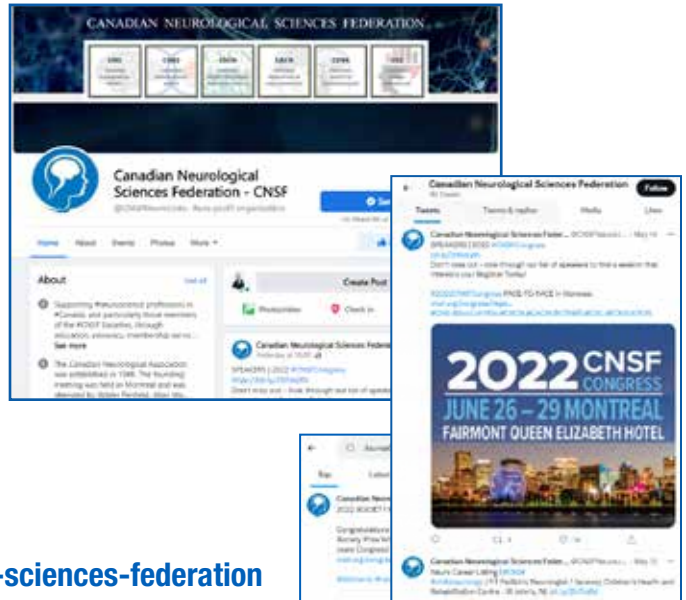
## Connect with us on Social Media

 Like us on Facebook:  
[facebook.com/CNSFNeuroLinks](https://facebook.com/CNSFNeuroLinks)

 Follow us on Twitter:  
[twitter.com/CNSFNeuroLinks](https://twitter.com/CNSFNeuroLinks)

 Follow us on Instagram:  
[instagram.com/cnsfneurolinks](https://instagram.com/cnsfneurolinks)

 Follow us on LinkedIn:  
[linkedin.com/company/canadian-neurological-sciences-federation](https://linkedin.com/company/canadian-neurological-sciences-federation)



## New additions for our CJNS Journal

 Like the CJNS Journal on Facebook:  
[facebook.com/JournalCJNS](https://facebook.com/JournalCJNS)

 Follow the CJNS Journal on Twitter:  
[twitter.com/JournalCJNS](https://twitter.com/JournalCJNS)



abbvie



## Migraine has affected millions of Canadians<sup>1\*</sup>

Migraine is a neurological disease with recurring attacks that causes pain and other disabling symptoms. However, it may be possible to manage migraine.<sup>2</sup>

AbbVie is committed to helping healthcare providers care for people impacted by migraine.

**Empowering people in their pursuit of migraine relief takes all of us.**

@abbviecanada

References: 1. Statistics Canada. Table 13-10-0467-01 Neurological conditions in household population. doi.org/10.25318/1310046701-eng.

2. Worthington I, *et al.* Canadian Headache Society Acute Migraine Treatment Guideline Development Group. Canadian Headache Society Guideline: acute drug therapy for migraine headache. *Can J Neurol Sci* 2013 Sep;40(5 Suppl 3):S1-S80.

\* Derived from the 2010 and 2011 Canadian Community Health Survey – Annual Component (CCHS); an estimated 8.3% of Canadians (2.7 million) reported being diagnosed with migraine.



People. Passion. Possibilities.

CA-NEUR-210149A – February 2022





# Montreal Fun Facts

By Taxiarchos28, CC BY-SA 3.0, commons.wikimedia.org/w/index.php?curid=11829063



▲ **Habitat 67 is a quirky housing complex designed by Moshe Safdie for Expo 67. Modules are stacked one on another to form 148 residences, nestled between sky and earth, city and river, greenery and light. It all comes together in a gigantic sculpture of futuristic interiors, links, pedestrian streets and suspended terraces, aerial spaces, skylights of different angles, large esplanades and monumental elevator pillars. Tours are still available of this incredible, unique complex.**

■ In 1967 Montreal hosted the World's Fair – Expo 67. Considered one of the most successful World Fairs of the 20th Century with 62 countries participating.

■ The famous Beatles song "Give Peace a Chance" was written by John Lennon and Yoko Ono at the Fairmont Queen Elizabeth Hotel during a weeklong "bed-in" in 1969.

■ The Montreal Biodome is an indoor nature exhibit which houses four unique ecosystems found in the Americas (currently under renovations until December 2019). The Biodome makes up part of the largest Natural Science Museum Complex in Canada. The complex also includes Space for Life, the Montreal Insectarium, Montreal Botanical Garden and Rio Tinto Alcan Planetarium.

© Régie des installations olympiques

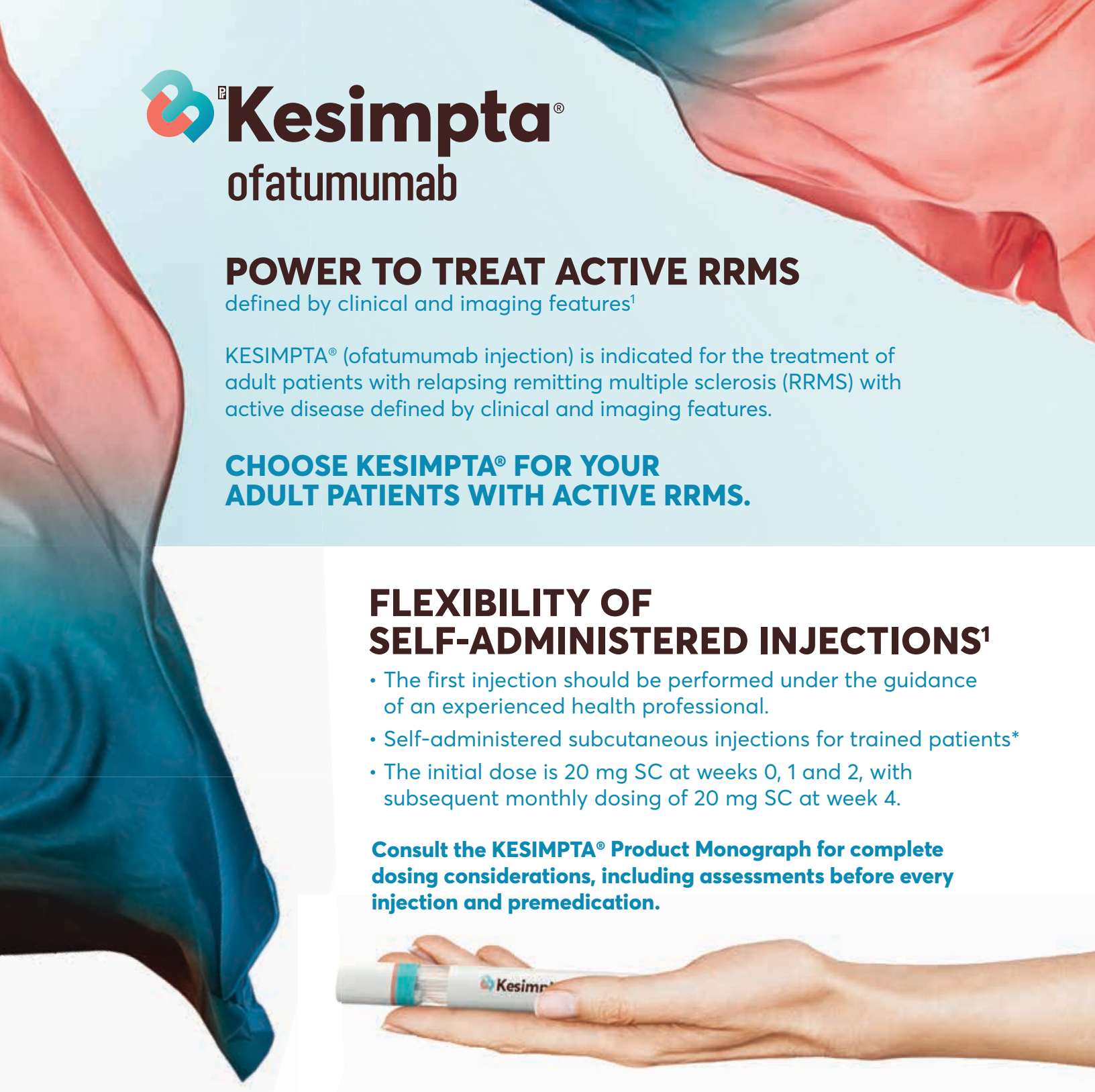


▲ **The Montreal tower is the tallest inclined tower in the world, with 165 meters and a 45 degree angle, overlooking the Olympic Stadium.**

■ Montreal hosted the first Olympics ever held in Canada in the summer of 1976. So far, this is the only "Summer" Olympic Games to be held in Canada. You can still visit the Olympic Stadium, the Montreal Tower and Olympic Park, which now houses the Montreal Biodome.

■ Mount Royal Park in Montreal was designed by Frederick Law Olmsted, who is the designer of New York City's Central Park. Definitely worth a look.

■ Saint Joseph's Oratory of Mount Royal is a Roman Catholic basilica built in 1904 and is now considered a National Historic Site. It is Canada's largest church and claims to have one of the largest domes in the world. This is a beautiful building full of history. Unfortunately, this church made news in March of this year when a 26 year old man entered during Friday mass, walked up the centre isle and stabbed the priest, Father Claude Grou in the chest. Luckily the priest only suffered minor injury and is back to work, and the oratory remains a place where all people are welcome.



# Kesimpta<sup>®</sup> ofatumumab

## POWER TO TREAT ACTIVE RRMS

defined by clinical and imaging features<sup>1</sup>

KESIMPTA<sup>®</sup> (ofatumumab injection) is indicated for the treatment of adult patients with relapsing remitting multiple sclerosis (RRMS) with active disease defined by clinical and imaging features.

## CHOOSE KESIMPTA<sup>®</sup> FOR YOUR ADULT PATIENTS WITH ACTIVE RRMS.

## FLEXIBILITY OF SELF-ADMINISTERED INJECTIONS<sup>1</sup>

- The first injection should be performed under the guidance of an experienced health professional.
- Self-administered subcutaneous injections for trained patients\*
- The initial dose is 20 mg SC at weeks 0, 1 and 2, with subsequent monthly dosing of 20 mg SC at week 4.

**Consult the KESIMPTA<sup>®</sup> Product Monograph for complete dosing considerations, including assessments before every injection and premedication.**



Novartis Pharmaceuticals Canada Inc.  
385 Bouchard Blvd.  
Dorval (Quebec) H9S 1A9  
www.novartis.ca  
Tel: 514-631-6775 Fax: 514-631-1867  
Medical Information Tel: 1-800-363-8883

© 2022 Novartis Pharmaceuticals Canada Inc.  
All rights reserved.  
® KESIMPTA is a registered trademark.  
March/2022 - 106672-1E

Please consult the Product Monograph at [www.novartis.ca/kesimptamonograph](http://www.novartis.ca/kesimptamonograph) for important information related to contraindications, warnings, precautions, adverse reactions, drug interactions, dosing, and conditions of clinical use which have not been discussed in this piece. The Product Monograph is also available by calling 1-800-363-8883 or by email at [medinfo.canada@novartis.com](mailto:medinfo.canada@novartis.com).

**Reference: 1.** KESIMPTA<sup>®</sup> product monograph. Novartis. April 22, 2021.  
SC = subcutaneous

\* Administration should be performed by an individual who has been trained to administer the product.





# We asked two CNSF members for their views on work and life...

## Juan Pablo Appendino, Member of the CACN & member and current President of the CSCN

### Q. Was there a defining moment that led you to choose the neurosciences as your career, and why?

A. There are two main reasons that led me to choose neuroscience: my father, and a misdiagnosis of an infant! My father was a pediatric neurologist; this fact generated an intriguing feeling about neuroscience in me. Seeing impaired patients (my age) in the waiting room and wondering “why” this happened to them; how can my dad help these kids? I want to help too! I guess the “osmosis” effect is real. Inspire by example, not by empty words.

The second BIG reason that made me decide on neuroscience was “my calling”, happened when I was covering an urgent clinic during my PGY2 pediatric residency. I learned about a 6 months old girl who was recently diagnosed with colics. However, her semiology was more in line with Infantile Spasms. An urgent EEG was done that same morning and ACTH was started at noon. The quick response and treatment on behalf of our team were so humbling, I felt helping these little fragile patients was “my thing”. The rest is history.

### Q. What was the greatest piece of advice you have received?

A. I think I can divide this answer into two sections, Personal and Professional life.

On a personal level, after having my father sick and passing from ALS; I remembered what he said to me one afternoon while fishing back home at the lake, “You know Juampa (he called me like that, combines my two names), I think that you need to go back to an active life. That will make you feel happy despite any adversities”. I did not realize how accurate he was, until after his passing. Sport has been a protector in my life. Thanks, Dad.

On a professional level, a much-esteemed colleague and mentor (not sure, if he knows that) once told me “sleep it off, before saying something controversial, particularly if it is by email. Just take a pause, it doesn’t hurt”... Of course, I only apply it half of the time but when I do, it helps a lot!

### Q. What do you do when you have down time?

A. I try to keep myself active, walk the dog, ride my bike, go for a run, and enjoy my family. It is more like “go, go, go” rather than enjoying a movie or a book. Not much “downtime”, is it?

### Q. What do you think of when you hear the words brain health?

A. Those are two meaningful words to me, and together even more. I think of mental health; how the unity of brain-body-mind comes together. Without a healthy brain, it is difficult to achieve our goals and our full potential. However, sometimes we do not give it the value it deserves. We push it to the limit, for instance, by not sleeping enough, by watching numbing shows on TV, or by reading social media that only generates guilt in us because we are not “perfect”. We fill our brains with frequently unnecessary or even negative information. When I hear “brain health”, I think of the quality of life. Even though this is an individualized concept, we need a healthy unity of brain-body-mind.

### Q. What is your favorite book and why?

A. What a difficult question. If I must pick a book, I will go with *Surrounded by Idiots* by Thomas Erikson. I think I am a mixture of Blue and Red with some Yellow and Green sparkles. If you read it, you will understand. As I live drama every day at work, but I do not have much time for pursuing psychology and human behaviour, I like to explore the self-help genre.

This book made it easy to understand four basic psychological profiles and how to interpret someone’s behaviour is what it is. By the way, Audiobook is the best invention ever!

### Q. Which technology could you do without?

A. Social Media in general. It may be me, but I feel that many posts are only about good things that are happening to people but in reality not “ALL” what happens in our lives is “GOOD”. I guess, for a few, all that happens might be just perfect, but the majority of us struggle with problems every day, which is part of life. I think that we have created a wrong model of what life is, at least on social media. I do not see a person posting having failed an exam for the third time because they did not prepare adequately. Then we think that passing an exam is the norm as everyone posts that, and we do not realize the efforts and struggles put into passing it... Well, it is not that easy, is it? Nevertheless, if you ask about a piece of technology, the answer is the “TV”. I would still watch movies in the theatre though. I could not live without Saturday movie night!

### Q. What one thing could everyone do to stay brain healthy?

A. Have a hobby, practice a sport or an art, have a pet, visit nature, love, dance, laugh, cry. Do whatever you like but enjoy every minute of it! Enjoyment and passion are key

### Q. How has your career in medicine created value in your life?

A. I appreciate the little things (health, safety, care, love, shelter). My most valued lesson was learned when I witnessed a cardiologist colleague unplug the respiratory machine of his son who was declared brain dead during a shift in PICU. Life is short and fragile, I value every minute of it!

### Q. What advice would you give to someone aspiring to be successful?

A. Follow your passion. We all can envision a particular professional career or goal for our lives; however, without passion, we are just machines chasing a finish line. I would recommend focusing on the pathway rather than the obstacles or the goal. Be yourself and own it!



**Emgality**<sup>®</sup>  
(galcanezumab) injection

FOR  
POWERFUL  
MIGRAINE  
PREVENTION

FOR  
POWERFUL REDUCTION  
IN THE FREQUENCY OF  
EPISODIC CLUSTER  
HEADACHE ATTACKS

THINK EMGALITY<sup>®</sup>



EMGALITY is indicated for the prevention of migraine in adults who have at least 4 migraine days per month.



EMGALITY is indicated for the reduction in the frequency of attacks throughout a cluster period in adults with episodic cluster headache with prior cluster headache periods lasting at least 6 weeks and who have had an inadequate response to, or tolerated poorly, or had contraindications to conventional preventive therapies established by Canadian practice guidelines.

#### **Clinical Use:**

For patients with episodic cluster headache, the treatment benefit should be assessed within 3 weeks after initiation of the treatment. In patients with no improvement within this time period, continuation of the treatment should be carefully considered based on individual patient basis and clinical judgement.

Emgality should be initiated by physicians experienced in the diagnosis and treatment of migraine or episodic cluster headache.

Geriatrics (≥65 years of age): The safety and efficacy of Emgality has not been studied in patients aged 65 or older.

#### **Relevant Warnings and Precautions:**

- Serious hypersensitivity including anaphylaxis. These reactions may occur within minutes, although some may occur up to one month after administration
- Patients with cardiovascular disease
- Patients with vascular disorders (episodic cluster headache indication)
- Pregnant and nursing women
- Pediatrics (<18 years of age)

#### **For More Information:**

Please consult the product monograph at <http://pi.lilly.com/ca/emgality-ca-pm.pdf> for important information relating to adverse reactions, drug interactions, and dosing information that has not been discussed here. The product monograph is also available by calling Eli Lilly Medical Information at 1-888-545-5972.

The **FIRST AND ONLY CGRP** binding antibody with indications in **ALL 2** of the following authorized uses:  
**Migraine prevention; Episodic cluster headache.\***

The images depicted contain models and are being used for illustrative purposes only. | CGRP=calcitonin gene-related peptide | \* Comparative clinical significance unknown.  
**Reference:** 1. Emgality product monograph. Eli Lilly Canada Inc. September 17, 2020.

Emgality is a trademark owned by or licensed to Eli Lilly and Company, its subsidiaries or affiliates. | © 2021 Eli Lilly and Company. All rights reserved.

PP-GZ-CA-0145A EN

MEMBER OF  
INNOVATIVE MEDICINES CANADA



*Lilly*



# We asked two CNSF members for their views on work and life...

## Michelle Demos, Member and current President of the CACN

### Q. Was there a defining moment that led you to choose the neurosciences as your career, and why?

A. My defining moment came after I finished medical school. It was during my rotation in pediatric neurology, which was the very first rotation of my pediatric residency training at BC Children's Hospital. By the end of this rotation, I knew that I had a keen interest to learn more, and I knew that I wanted to pursue a career in Pediatric Neurology. I enjoyed the detail-oriented approach to cases, and it suited my interest in identifying and solving problems on multiple levels. My experiences with the patients, families, and the excellent encouraging neurologists that I worked with also helped lead to this career choice.

### Q. What was the greatest piece of advice you have received?

A. A wise neurologist, Dr. Kevin Farrell, suggested that I pursue a career in epilepsy genetics when I first discussed my interest in pursuing additional training in pediatric epilepsy. At this time, there were only a handful of epilepsy genes identified and we were still in the pre-next-generation sequencing era. Following my pediatric neurology training, I completed a fellowship in clinical genetics, and since then I have had the opportunity to collaborate on epilepsy and next-generation sequencing projects and experience the impact this technology has had on diagnosing and treating pediatric patients with epilepsy.

### Q. What do you do when you have down time?

A. During my down time, I enjoy reading, exercise and visiting with friends and family. For exercise, I like yoga, cycling and indoor mixed strength and aerobic exercises. During vacations, I enjoy travelling with friends and family.

### Q. What do you think of when you hear the words brain health?

A. I think brain health refers to maintaining an active working mind. I think this requires a combination of healthy living, including regular exercise, sleep, healthy diet, and stress management along with activities to keep challenging your brain.

### Q. What is your favorite book and why?

A. I am an avid reader and when I am not reading scientific books or journals for work, I enjoy the suspense/thriller and mysteries genres. A recent standout includes *The Silent Patient*, by Alex Michaelides.

### Q. Which technology could you do without?

A. I have managed to avoid most social media platforms.

### Q. What one thing could everyone do to stay brain healthy?

A. Read. Reading can be entertaining and as a result, reduce stress. It can also be educational: challenging you to learn new facts, and ideas.

### Q. How has your career in medicine created value in your life?

A. A career in medicine has had a huge impact on my life. It has allowed me to have the honor of being involved in the care of many wonderful patients and families. It has also given me the opportunity to work and collaborate with many amazing individuals in medicine. It has given me opportunities to travel, to continue to learn, contribute to research, and educate others. Finally, it has demonstrated how life can be fragile and why we need to make the best of every day.

### Q. What advice would you give to someone aspiring to be successful?

A. I think it is important to first determine what being successful means to that person, and then establish goals early to help achieve that. Identifying mentors that can provide advice to help you achieve those goals can also be beneficial. I think it helps to work hard and always try to do your best; persevere (we learn from our failures); continue to question/challenge yourself; and remember to have fun along the way!



# 2022 Grand Plenary Speakers

Monday June 27  
7:30 am – 12:00 noon

Featuring the following special guest lecturers!

## CNSR Terbrugge Lecture

### The Brain Stress Test



#### Dr. David Mikulis, MD, FRCP(C)

is a staff Neuroradiologist, Full Professor at the University of Toronto, and Senior Scientist at the Toronto Western Hospital Research Institute. He is past president of two societies including the Eastern Neuroradiological Society and the American Society of Functional Neuroradiology (ASFNR). He was

recently recognized in 2019 as an inaugural founding fellow of the ASFNR. In 1993, Dr. Mikulis established one of the first fMRI labs in Canada and has continued as the Director of this functional neuroimaging research lab in the Joint Department of Medical Imaging at the University Health network. In that role he has supported over 250 researchers, mentored over 50 university degree candidates, and authored 300 peer reviewed papers. He is currently involved in developing translational neurovascular imaging methods with two major program arms. The first is cerebrovascular blood vessel wall imaging, and the second is quantitative measurement and clinical application of cerebrovascular reactivity (CVR) for assessing deficiencies in brain blood flow regulation. Both of these programs have led to successful translation into the clinic.



Browse the 2022 CNSF Congress program and event details at [eventscribe.net/2022/cnsfcongress](https://eventscribe.net/2022/cnsfcongress) or click the QR code.

## CSCN Gloor Lecture

### Cannabinoids for the Treatment of Neurological Disorders



**Daniel Friedman, MD, MSc** is a Professor (Clinical) of Neurology at NYU Grossman School of Medicine and a member of the Comprehensive Epilepsy Center. He is also the co-director of the Video-EEG laboratory at NYU Langone Medical Center. He received his medical degree from Case Western Reserve University School of Medicine, completed his neurology residency training at the

Hospital of the University of Pennsylvania and his epilepsy/clinical neurophysiology fellowship at the Neurological Institute/Columbia University Medical Center. He specializes in the treatment of teenagers and adults with difficult to control epilepsy. He also performs research to better understand the causes of morbidity and mortality of epilepsy and test interventions to improve outcomes. He also serves on the executive committees of the North American SUDEP Registry and the Epilepsy Study Consortium and on the professional advisory board of the Epilepsy Foundation of America and the EF/SUDEP Institute.

## CACN Tibbles Lecture

### EEG Monitoring in Critically Ill Children



**Dr. Nicholas Abend** is an Associate Professor of Neurology, Pediatrics, and Anesthesia and Critical Care at the University of Pennsylvania and the Children's Hospital of Philadelphia. He is the Medical Director of Clinical Neurophysiology, the Director of Neurology Strategy and Inpatient Operations, and an Associate Scholar in the Center for Epidemiology and

Biostatistics. His clinical practice focuses on seizure management and EEG interpretation in critically ill children and intractable epilepsy management. His research focuses on the significance, pathophysiology, and appropriate management of electrographic seizures in critically ill children and neonates, the treatment of status epilepticus, and the utility of EEG as a prognostic biomarker in children and neonates with acute encephalopathy. He has served as Chair Critical Care EEG Monitoring Research Consortium and a member of the American Clinical Neurophysiology Society's Council, and he is a Fellow of the American Epilepsy Society and American Clinical Neurophysiology Society.

## CNSS Penfield Lecture

### Immunotherapy in Neuro-Oncology



**John H. Sampson, MD, PhD, MHS, MBA**, is the Robert H. and Gloria Wilkins Distinguished Professor and Chair of Neurosurgery at Duke University School of Medicine, and co-leader of the Duke Cancer Institute Neuro-Oncology program.

Dr. Sampson is a recognized leader in the surgical resection and experimental treatment of complex brain tumors.

He currently focuses his clinical practice on treating patients with benign and malignant brain tumors and divides his time between his clinical practice and an active research laboratory investigating new modalities of direct brain tumor infusion and immunotherapy.

After earning his medical degree from the University of Manitoba in Winnipeg, Dr. Sampson went on to pursue his PhD in neuropathology and MHS in clinical research at Duke University. He did his research training under the internationally renowned scientist, Dorell D. Bigner, and Nobel Laureate Gertrude Elion. Recognizing the need for additional health sector management and leadership training, he completed an MBA with Duke University's Fuqua School of Business.

He has authored more than 240 peer-reviewed publications documenting the development of multiple immunotherapeutic agents that have affected the standard of care in glioblastoma multiforme, the most malignant form of brain cancer. He has remained continuously funded by the National Institutes of Health since 2000. Dr. Sampson is a member of the prestigious National Academy of Medicine as well as the Association of American Physicians. In 2018, he was named president of the Private Diagnostic Clinic (PDC), the physician practice of Duke Health with over 1,600 members.

## CSC Sandra Black Lecture

### Proteinopathy meets Small Vessel Disease: how biomarker advancement will help unravel complex inter-relationships in aging, dementia and stroke'



**Sandra E Black, O.C., O.Ont., Hon.DSc., MD, FRCP(C), FRSC, FANA, FAHA, FAAN** is a Professor of Medicine (Neurology) at Sunnybrook Health Sciences Centre, University of Toronto.

An internationally known cognitive and stroke neurologist, she has been actively engaged in clinical trials for >30 years.

She was inaugural Executive Director of the Toronto Dementia Research Alliance

(2012-20), a collaborative of U of T's academic memory programs, which assess 2000 new patients a year. In April 2020, she became Scientific Director of the Dr. Sandra Black Centre for Brain Resilience and Recovery, through a \$10M anonymous lead gift. She has published >650 peer publications (+70 invited) (Google HI 120; >70,00 citations) in a 30-year research career bridging dementia and stroke, using standardized neuroimaging, cognitive, functional and neuropsychiatric measures, genetics, and neuropathology to study brain-behavior relationships in the common dementias, with a focus on inter-relationships of Small Vessel Disease and neurodegenerative disorders. Recognitions include Fellowship, Royal Society of Canada, UofT's Faculty of Medicine Dean's Alumni Lifetime Achievement Award, an Honorary Doctor of Science from the University of Waterloo, the Distinguished Achievement Award of AAN's Society of Cognitive and Behavioural Neurology, and UBC's 2022 Margolese Brain Disorders prize, recognizing Canadians who have made outstanding contributions to amelioration and treatment of brain disorders. She was appointed Member of the Order of Ontario (2011) and Officer in the Order of Canada in 2015 for her contributions to Alzheimer's disease, stroke and vascular dementia.

## Don't miss these Grand Plenary Speakers Download the CNSF Congress App

Access the most up-to-date information about the Congress; including schedules, session highlights, notifications, maps and much more. Log in or create an account to favorite a presentation, access your personal schedule, take notes or send feedback. Registered attendees have the added benefit of course material and evaluation surveys to claim CME credits.



Search for **CNSF Congress** in the App Store on your iPhone, iPad, or Android device. Download it for **free** and start planning your experience.

Mobile App sponsored by Paladin Labs.





# Exhibitor Listing

---

## Alexion Pharma Canada

Booth 103

● Gold

Alexion is a global biopharmaceutical company focused on serving patients and families affected by rare diseases through the discovery, development and commercialization of life-changing therapies.

---

## Allergan an AbbVie Company

Booths 113 & 115

● Gold

AbbVie is committed to helping healthcare providers care for people impacted by migraine. Empowering people in their pursuit of migraine relief takes all of us. Allergan, an AbbVie company. People. Passion. Possibilities.

---

## Alnylam Pharmaceuticals Canada

Booth 401

● Gold

Alnylam is the leading RNAi therapeutics company. We believe our efforts have the potential to improve the lives of Canadian rare disease patients.

---

## Amylyx Pharmaceuticals

Booths 108 & 110

● Platinum

Amylyx Pharmaceuticals, Inc. is a clinical-stage biopharmaceutical company working on developing a novel therapeutic for amyotrophic lateral sclerosis (ALS) and other neurodegenerative diseases.

---

## BC Neuroimmunology Lab Inc.

Booth 101

BC Neuroimmunology strives for excellence and specializes in providing best-in-class diagnostic tests and high quality laboratory services in neuroimmunology and neurodegeneration to North America for clinical and research purposes.

---

## BioMarin Pharmaceutical

Booth 200

BioMarin provides innovative therapeutics to patients with serious unmet medical needs.

---

## Bioventus

Booth 100

Innovations for Active Healing that Enhance the Body's Ability to Heal. Bioventus is a global leader of innovations for active healing. Through a combination of internal product development, product/business acquisition, and distribution agreements, we will bring to market products which address a growing need for clinically effective, cost efficient, minimally invasive medical treatments, that engage and enhance the body's natural healing processes.

---

## BK Medical

Booth 202

Real-time Active Imaging for Your Neurosurgery Procedures.

---

## Eisai

Booth 204

At Eisai Canada, human health care (hhc) is our goal. We give our first thought to patients and their families, and helping to increase the benefits health care provides.

---

## Eli Lilly Canada Inc.

Booth 109

● Gold

Established in 1938, Eli Lilly produced the world's first commercially available insulin. Today, Lilly focuses on neurology, oncology, diabetes, autoimmunity, and pain.

---

## Galen Medical Ltd.

Booth 302

Galen Medical is a Canadian supplier of innovative medical technologies in neurosurgery and spine. Visit our booth and try the new neXus ultrasonic platform- the future is neXus!

---

## GBS/CIDP Foundation of Canada

Booth 301

GBS/CIDP Foundation of Canada- Fondation canadienne du SGB/PDIC serves patients and families afflicted with GBS, CIDP, and variants such as MMN, with support, education, research, and advocacy.

---

## Helius Medical

Booth 206

Helius Medical introduces the PoNS™ medical device, an innovative solution for the treatment of balance deficit due to mTBI or gait deficit from mild and moderate symptoms of MS.

---

## Horizon Health Network

Booth 314

Horizon Health Network has an annual budget of approximately \$1.1 billion and has more than 12,600 employees, 1,100 physicians and 4,400 volunteers, auxiliary and alumnae members.

---

## Integra LifeSciences

Booth 306

● Gold

Integra LifeSciences, a world leader in medical technology, is dedicated to limiting uncertainty for surgeons, so they can concentrate on providing the best patient care. Integra offers innovative solutions in neurosurgery, reconstructive and general surgery and orthopedic extremity surgery.

---

## Interior Health

Booth 300

Enjoy working in a tertiary community based hospital with a catchment area of 250,000. Collegiality is what we are known for amongst our team and all visiting locums!

---

## KEGO Corporation

Booth 303

KEGO Corporation is a North American manufacturer and distributor of medical equipment and supplies, specializing in products relevant to respiratory, sleep and neurodiagnostics.

# Exhibitor Listing continued

---

## LivaNova Canada

Booth 102

At LivaNova, we unite to provide hope for patients and their families through innovative medical technologies, delivering life-changing improvements for both the Head and Heart.

---

## MD Financial Management and Scotiabank Healthcare +

Booth 307

● Silver

Together, MD Financial Management and Scotiabank Healthcare + provide a robust suite of comprehensive financial services tailored specifically to physicians' needs and circumstances, including the uniquely co-created Scotiabank Healthcare+ Physician Banking Program.

---

## Medexus Pharmaceuticals Inc

Booth 208

Medexus Pharmaceuticals Inc. is an innovative specialty & rare disease pharmaceutical company focused on neuro-oncology and hematology/oncology.

---

## Medtronic of Canada Ltd.

Booth 112

● Gold

Through innovation and collaboration, Medtronic helps to improve the lives and health of millions of people each year. Learn more about our technology, services and solutions at Medtronic.ca.

---

## Mitsubishi Tanabe Pharma Canada

Booth 315

● Gold

Mitsubishi Tanabe Pharma Canada, Inc. (MTP-CA) is focused on providing therapies for some of the most difficult-to-treat diseases. We strive to make a difference for those struggling with devastating illnesses.

---

## NeuroSource Medical

Booth 317

We are a Canadian-owned neurodiagnostic distribution company made up of clinical professionals with combined expertise in EMG, EEG, IONM, SEEG and Sleep.

---

## Novartis Pharmaceuticals

Booths 105 & 107

● Diamond

Novartis Pharmaceuticals Canada Inc., a leader in the healthcare field, is committed to the discovery, development and marketing of innovative products to improve the well-being of all Canadians.

---

## Paladin Labs

Booth 316

● Gold

Paladin Labs Inc., headquartered in Montreal, Canada, is a specialty pharmaceutical company focused on acquiring or in-licensing innovative pharmaceutical products for the Canadian market.

---

## Sanofi

Booth 319

Sanofi is a global biopharmaceutical company committed to healthcare solutions from prevention to treatment. We turn scientific discoveries into medicine to improve health.

---

## Sobi Canada

Booth 309

● Silver

Sobi is a leading integrated biopharmaceutical company dedicated to bringing innovative therapies and services to improve the lives of rare disease patients and their families.

---

## Stryker

Booth 311

Stryker is one of the world's leading medical technology companies. You perform complex, highly specialized procedures in the most critical anatomy. By working together and unifying our Neurotechnology & Spine portfolio's, we continue to develop the breakthrough ideas, performance-enhancing products, and develop deep, collaborative relationships necessary to help you better serve the needs of your patients and improve clinical and economic outcomes.

---

## Sunovion Pharmaceuticals Canada Inc.

Booth 305

Sunovion Pharmaceuticals Canada Inc. (SPCI) is an innovative and entrepreneurial health care company that commercializes Sunovion's prescription products in Canada. Focused in the areas of psychiatry, neurology and infectious disease, SPCI is committed to improving patient's lives in Canada through our people and our products.

---

## Surgi-One Medical Technologies Inc.

Booth 405

Surgi-One Medical Technologies Inc. is dedicated to supplying Canadian Hospital customers with unique and innovative Neurosurgical, Neurocritical Care, and Spinal Products to enhance the clinician's ability to provide the best patient care available.

---

## Teva Canada Innovation

Booth 310

● Bronze

At Teva, we care deeply about the wellbeing of the patients, caregivers and communities who rely on us. We serve 200 million people every day. From our role as a global leader in generic and brand-name medicines to the innovative solutions we create for our healthcare partners.

---

## Zeiss Canada

Booth 312

Countless neurosurgeries are performed using visualization solutions from ZEISS. Designed to suit the greatest challenges of various neurosurgical procedures, ZEISS visualization systems support neurosurgeons to expand their boundaries of care.

# Congress Sessions Supported by Industry

These sessions are an opportunity for registered delegates to attend specific topics of interest and are developed by the CNSF and “Industry”. A light lunch will be served.

**Pre-registration** is required for each session through the Congress registration process.

---

## Sunday, June 26, 2022

12:30 pm – 2:00 pm • Lunch 'n Learns

### 1. Managing Rare Diseases in Neurology: Diagnostic Challenges

**Chairs/Speakers:** Michelle Mezei, Priya Dhawan, Vera Brill, Gail Ouellette

Late and misdiagnosis in rare diseases with neurological presentations are common and can significantly affect the patients' outcome. Nowadays, as new therapeutic options are available for a variety of rare diseases, a timely and correct diagnosis is even more critical as early initiation can make a considerable difference in the disease progression and trajectory. Join our speakers to review real patient cases and differential diagnoses.

*This program was developed by the CNSF and Alnylam and was planned to achieve scientific integrity, objectivity and balance. It is an unaccredited learning activity and not eligible for MOC credits.*

### 2. Dave's Top Ten: What's new in migraine prevention?

**Chairs/Speakers:** Elizabeth Leroux, David Dodick

This interactive and dynamic session will focus on the top 10 questions physicians have on the use of new agents in migraine prevention. Migraine expert Dr. David Dodick will highlight key data and share his clinical experience on what has been learned since the launch of a new class of medications that target the CGRP pathway. Content will include relevant clinical trial and real-world data, case-based discussions, and highlights from recent international conferences. Canadian expert Dr. Elizabeth Leroux will provide ongoing discussion with Dr. Dodick on the implications to Canadian practice, such that participants will be able to walk away with practical advice they can apply with their patients as the treatment options available in Canada continue to evolve.

*This program was developed by the CNSF and Allergan, an AbbVie company and was planned to achieve scientific integrity, objectivity and balance. It is an unaccredited learning activity and not eligible for MOC credits.*

### 3. Advanced Monitoring in Neuro ICU

**Chairs/Speakers:** Not available of time of printing

Description: Not available of time of printing

This program was developed by the CNSF and Integra and was planned to achieve scientific integrity, objectivity and balance. It is an unaccredited learning activity and not eligible for MOC credits.

---

## Monday, June 27, 2022

12:15 pm – 1:45 pm • Lunch 'n Learns

### 1. Adoption of Robotics in Neurosurgery

**Chairs/Speakers:** David Clarke, Julian Spears, David Steven

Description: This course will provide a Canadian and an international perspective on the adoption of robotics in the Neurosurgery field.

*This program was developed by the CNSF and Medtronic and was planned to achieve scientific integrity, objectivity and balance. It is an unaccredited learning activity and not eligible for MOC credits.*

### 2. Amyotrophic Lateral Sclerosis (ALS) In Depth: Key Topics in Pathophysiology and Diagnosis – Challenges, Opportunities and Patient Care

**Chairs/Speakers:** TBD

Provide a high-level overview of the multiple complex pathways underlying ALS pathophysiology. Describe the role of endoplasmic reticulum stress and mitochondrial dysfunction in ALS. Consider new approaches to expedite diagnosis and referral of people with ALS to multidisciplinary clinics

*This program was developed by the CNSF and Amylyx and was planned to achieve scientific integrity, objectivity and balance. It is an unaccredited learning activity and not eligible for MOC credits.*



### 3. Conversations with Patients: Optimizing Communication between HCPs and People Living with Multiple Sclerosis

**Chairs/speakers:** Tara Lad

This interactive program will illustrate common and potentially difficult conversations that neurologists and nurses may face with multiple sclerosis (MS) patients. Through video vignettes of clinical case scenarios and expert commentary, participants will learn how to optimally communicate with both newly diagnosed and progressing patients about their MS and best practices for implementation in practice (language, tone, body language).

This program was developed by the CNSF and Novartis and was planned to achieve scientific integrity, objectivity and balance. It is an unaccredited learning activity and not eligible for MOC credits.

---

## Tuesday, June 28, 2022

12:00 pm – 1:30 pm • Lunch 'n Learn

### 1. Beating the Clock: The Race to Diagnose and Treat Children with SMA

**Chairs/Speakers:** Peter Kannu

Description: The 'Beat the Clock' symposium offers a fresh take on the traditional symposium format by utilizing a reverse patient case. The presentation, led by Dr. McMillan, will begin by reviewing a patient at an advanced stage of SMA and going back in time to review how to detect, assess, and initiate treatment at earlier stages. Participants will address the challenges facing physicians and patients in diagnosing and treating SMA in order to develop early intervention strategies that positively impact patient outcomes.

This program was developed by the CNSF and Novartis and was planned to achieve scientific integrity, objectivity and balance. It is an unaccredited learning activity and not eligible for MOC credits.

6:15 pm – 7:00 pm Learning Session

### 2. Introducing Robotic Trans-Cranial Doppler

**Chairs/Speakers:** Andrew Demchuk, Robert Hamilton, David DYNAMIN

Description: A live introduction to the world's first fully-autonomous robotic Transcranial Doppler (raTCD). Ask the expert setting for practical, clinical applications with the new raTCD.

*This program was developed by the CNSF and NovaSignal and was planned to achieve scientific integrity, objectivity and balance. It is an unaccredited learning activity and not eligible for MOC credits.*

---

## Wednesday, June 29, 2022

12:00 pm – 1:15 pm • Lunch 'n Learn

### 1. Complement Inhibition: Real World Evidence and Impact on Generalized Myasthenia Gravis Disease Burden

**Chairs/Speakers:** Sandrine Larue, Dubravka Dodig, Hans Katzberg

Description: Review the Immunosuppressive therapy (IST) use in eculizumab-treated patients with generalized myasthenia gravis (gMG) during the REGAIN open-label extension study. Review of the Real-World effectiveness of eculizumab in generalized myasthenia gravis (gMG) in other countries. Provide a Canadian perspective on the use of complement inhibition through Real-World cases. Review burden of disease, including symptoms, quality of life impact, functional activities, myasthenic exacerbations and crises, hospitalizations, and psychiatric burden.

*This program was developed by the CNSF and Alexion and was planned to achieve scientific integrity, objectivity and balance. It is an unaccredited learning activity and not eligible for MOC credits.*



Browse the 2022 CNSF Congress program and event details at [eventscribe.net/2022/cnsfcongress](https://eventscribe.net/2022/cnsfcongress) or click the QR code.



# Look at you now.

You weren't born a physician. Years of hard work, dedication and focus have led you right here. With the combined expertise of MD Financial Management and Scotiabank Healthcare+ you have a full suite of specialized financial planning services for every stage of your career. You've come a long way. Take your finances further with a team of specialists focused on your financial health.

**Get started at [md.ca/gofurther](https://md.ca/gofurther)**



**MD Financial  
Management**

**Scotiabank<sup>®</sup>**  
**Healthcare+**

Committed  
to physicians

MD Financial Management (MD Financial) provides financial products and services, the MD Family of Funds and investment counselling services through the MD Group of Companies. For a detailed list of the companies, visit [md.ca](https://md.ca). All banking and credit products and services available through the Scotiabank Healthcare+ Physician Banking Program are offered by The Bank of Nova Scotia (Scotiabank). Credit and lending products are subject to credit approval by Scotiabank. <sup>®</sup>Registered trademark of The Bank of Nova Scotia, used under licence.

# 2022 CNSF Congress Schedule

Browse the full schedule and all the 2022 CNSF Congress program and event details. Visit [eventscribe.net/2022/cnsfcongress](https://eventscribe.net/2022/cnsfcongress) or click the QR code.



## SATURDAY JUNE 25

- 5:00 – 6:30 pm  
• CNSF Board Meeting

## SUNDAY JUNE 26

- 8:30 – 11:00 am  
**COURSES**
- New Onset Refractory Status Epilepticus and Febrile Infection-Related Epilepsy Syndrome: Recent Advances and Future Directions
  - Update in Headache: A New Frontier
  - Updates on the management of spinal tumors
  - Neurology Residents': Practical Neuroanatomy and Neuroimaging
  - Neurosurgery Residents': Neuro-oncology What You Need to Know; Tumour Board and Mini-Hot Seat

- 11:15 am – 12:15 pm  
**POSTER MODERATED SESSIONS**

- 12:30 – 2:00 pm  
**LUNCH 'N LEARNS**
- Managing Rare Diseases in Neurology: Diagnostic Challenges
  - Dave's Top Ten: What's new in migraine prevention?
  - Advanced Monitoring in Neuro ICU

- 2:00 – 4:30 pm  
**COURSES**
- Office-Based Clinical Assessment of Cognitive Function- New Developments
  - Advances in Peripheral Nerve Injury - Diagnosis, Repair and Rehab
  - CSNR/CING
  - Neurology Residents': Neurologic Emergencies
  - Neurosurgery Residents': Neuro-oncology- What You Need to Know; Tumour Board and Mini-Hot Seat

- 4:30 – 5:30 pm  
• SPC/PDC Meeting

- 5:30 – 7:30 pm  
**CLINICAL CASE STUDIES (CCS)**
- Video-EEG in Epilepsy and other episodic events
  - Neuromuscular
  - Neurosurgery- Fireside Chat
  - Neuroradiology
  - Visual Lessons in Movement Disorders

- 7:30 pm  
**RESIDENTS' AND FACULTY SOCIAL**

## MONDAY JUNE 27

- 7:30 – 12:00 noon  
**GRAND PLENARY**
- **CSNR – Terbrugge Lecture:** David Mikulis — The Brain Stress Test

- **CSCN Gloor Lecture:** Daniel Friedman- Cannabinoids for the Treatment of Neurological Disorders
- **CACN Tibbles Lecture:** Nick Abend- EEG Monitoring in Critically Ill Neonates and Children
- **CNSP Penfield Lecture:** John Sampson- Immunotherapy in Neuro-Oncology
- **CSC Sandra Black Lecture:** Sandra Black- Proteinopathy meets Small Vessel Disease: how biomarker advancement will help unravel complex inter-relationships in aging, dementia and stroke
- **Society Prize Winners:** present during Grand Plenary

- 12:15 – 1:45 pm  
**LUNCH 'N LEARNS**
- Conversations with Patients: Optimizing Communication between HCPs and People Living with Multiple Sclerosis
  - Adoption of Robotics in Neurosurgery
  - Amyotrophic Lateral Sclerosis (ALS): Key Topics in Pathophysiology and Diagnosis – Challenges, Opportunities and Patient Care

- 2:00 – 4:30 pm  
**COURSES**
- Neurocritical Care: A new take on the classics
  - CLAE Warren Blume Course
  - Recent developments in Movement Disorders
  - Neurosurgery in Canada: Current Practice and Employment
  - Updates in Stroke Care

- 4:30 pm  
• CNS AGM  
• RCPSC – Neurosurgery Specialty Committee Meeting

- 4:30 – 6:30 pm  
**EXHIBITORS' RECEPTION**

- 7:00 – 8:00 pm  
• ESCAPE-NEXT study update for Canadian investigators and their teams (*For Study Sites Only*)

- 7:00 pm  
**SOCIETY DINNERS:**
- CACN
  - CNSP
  - CSNR

## TUESDAY JUNE 28

- 6:30 – 8:00 am  
• Journal Board Meeting

- 8:00 – 10:30 am  
**SOCIETY DAY AM COURSES**

- Neurology Day:**
- Neurologic Prognosis in Critically Ill Comatose Patients- Current Methods and Future Directions

- Neurosurgery Day:**
- Lumbar degenerative disease and deformity for the Neurosurgeon
  - Endoscopic Treatment of Hydrocephalus in Children and Adults

- Neurophysiology Day:**
- EEG in Different States of Consciousness

- Child Neurology Day:**
- Pediatric Neurocritical Care

- Neuroradiology Day:**
- Advanced Imaging in Brain Tumors and Case Based Trouble Shooting

- Stroke Half-Day**
- 10:45 – 11:45 am  
**POSTER MODERATED SESSIONS**

- 12:00 noon – 1:30 pm  
**LUNCH 'N LEARN**
- Beating the Clock: The Race to Diagnose and Treat Children with SMA

- 12:00 – 1:30 pm  
**LUNCH IN THE EXHIBIT HALL**

- 1:45 – 4:15 pm  
**SOCIETY DAY PM COURSES**
- Neurology Day:**
- Preparing for the Fifth Wave: New Developments in Cognitive Health and Dementia

- Neurosurgery Day:**
- Complication Avoidance and Management in Neurosurgery
  - Update on Vestibular Schwannoma Management

- Neurophysiology Day:**
- Neuromuscular
- Child Neurology Day:**
- Pediatric Neurocritical Care

- Neuroradiology Day:**
- The Brain: from conception to birth

- 4:30 – 6:00 pm  
• CACN, CNSP, CSNR AGM's  
• CSCN EEG & EMG Section Meetings

- 6:15 – 7:00 pm  
**LEARNING SESSION**
- Introducing Robotic Trans-Cranial Doppler

## WEDNESDAY JUNE 29

- 8:00 – 9:00 am  
• CSCN AGM

- 8:00 – 9:00 am  
**CHAIRS' SELECT ABSTRACTS**
- CNS, CACN/ CSCN, CNSP/CSNR – Selected as part of abstract review process

- 9:00 – 10:00 am  
**POSTER MODERATED SESSIONS**

- 10:00 am – 12:00 noon  
**HOT TOPIC COURSES**

**Hot Topics in Neurology:**

- High Quality Virtual Care in Canadian Neurology

**Hot Topics in Neurosurgery:**

- Technology and Clinical Applications: Today, and Tomorrow

**Hot Topics in Neurophysiology:**

- What does a neurophysiologist need to know about COVID?

**Hot Topics in Child Neurology:**

- Current knowledge and controversies in childhood Neuroinflammatory Disease

**Hot Topics in Neuroradiology:**

- Intracranial Hypotension

**Hot Topics in Stroke:**

- The Act Trial, neuroprotection in acute stroke, and the Top 5 papers of the past 2 years

- 12:00 noon – 1:15 pm  
**LUNCH IN EXHIBIT HALL**

- 12:00 – 1:15 pm  
**LUNCH 'N LEARN**
- Complement Inhibition: Real World Evidence and Impact on Generalized Myasthenia Gravis Disease Burden

- 1:15 – 3:15 pm  
**GRAND ROUNDS**

## CNSF Congress App!

Access the most up-to-date information about the Congress.

Search for **CNSF Congress** in the App Store on your iPhone, iPad, or Android device. Download it for **free** and start planning your experience.

Mobile App sponsored by Paladin Labs.



\*as of time of printing



**ZOLGENSMA®:** The first one-time-only gene therapy indicated in the treatment of pediatric patients with 5q spinal muscular atrophy (SMA)<sup>1,2\*</sup>



**Pr zolgensma®**  
(onasemnogene abeparvovec)

**1,300+ patients have been treated with ZOLGENSMA® globally as of June 30, 2021.<sup>2</sup>**

**ZOLGENSMA® is administered as single-dose intravenous infusion only<sup>1</sup>**  
Please consult the Product Monograph for complete dosing and administration information.



ZOLGENSMA® (onasemnogene abeparvovec) is indicated for the treatment of pediatric patients with 5q spinal muscular atrophy (SMA) with bi-allelic mutations in the survival motor neuron 1 (SMN1) gene and:

- 3 or fewer copies of SMN2 gene; or
- infantile-onset SMA.

Consult the Product Monograph at <http://www.novartis.ca/ZolgensmaMonograph> for information regarding contraindications, warnings, precautions, adverse reactions, drug interactions, dosing and conditions of clinical use. The Product Monograph is also available by calling 1-800-363-8883, or [medinfo.canada@novartis.com](mailto:medinfo.canada@novartis.com).

\* Comparative clinical significance is unknown.

**References:** 1. ZOLGENSMA® Product Monograph. Novartis Pharmaceuticals Canada Inc. June 9 November 2, 2021. 2. Data on file. Novartis Pharmaceuticals Canada Inc.



Novartis Pharmaceuticals Canada Inc.  
385 Bouchard Blvd.  
Dorval (Quebec) H9S 1A9  
[www.novartis.ca](http://www.novartis.ca)  
Tel: 514-631-6775 Fax: 514-631-1867  
Medical Information Tel: 1-800-363-8883

© 2022 Novartis Pharmaceuticals Canada Inc.  
All rights reserved.  
® ZOLGENSMA is a registered trademark.

May 2022 – 207375E



# CNSF Congress Abstracts

The CNSF Congress continues to be the premier Canadian meeting for the combined neurosciences, attracting Neurologists, Neurosurgeons, Pediatric Neurologists, Neurophysiologists, Neuroradiologists, Neuroscientists, and those in training.

Abstracts submitted to the CNSF Congress are reviewed by the Scientific Program Committee (SPC) and assigned to sessions, based on substantive grounds, to create a strong scientific program.

All abstracts that will be presented at the CNSF Congress, are published within the Canadian Journal of Neurological Sciences (CJNS), June [CNSF Abstract Supplement](#).

Abstracts designated for an e-poster, are created by the authors, and included on multiple, large screen, poster-viewing stations throughout the meeting space. These are available for delegates to view anytime, at their leisure.

Every e-poster is also included in one of the poster-moderated sessions. Authors are given a time in the Sunday, Tuesday or Wednesday Poster Author Standby sessions to present their work to attending delegates.

Abstracts selected by the SPC for Chair's Select Presentations, are included in Society specific sessions for oral presentation on Wednesday morning.

Society Prize winning submissions are presented within the Grand Plenary session alongside our Distinguished Guest Lecturers on Monday morning.

Consult the daily programs and include these presentations in your personal agenda.

## Don't miss these sessions!

### HOT TOPICS 2022

**Wednesday, June 29 - 10:00 AM to 12:00 Noon**

- **Hot Topics in Neurology:**  
High Quality Virtual Care in Canadian Neurology
- **Hot Topics in Neurosurgery:**  
Technology and Clinical Applications: Today, and Tomorrow
- **Hot Topics in Neurophysiology:**  
What does a neurophysiologist need to know about COVID?
- **Hot Topics in Child Neurology:**  
Current knowledge and controversies in childhood Neuroinflammatory Disease
- **Hot Topics in Neuroradiology:**  
Intracranial Hypotension
- **Hot Topics in Stroke:**  
The AcT Trial, neuroprotection in acute stroke, and the Top 5 papers of the past 2 year

### GRAND ROUNDS

**Wednesday, June 29 - 1:15 PM to 3:15 PM**

**Wrap up your Congress experience by attending the 2022 Grand Rounds session**

There are always interesting cases presented with the opportunity for your questions and possible diagnosis. What will the final outcome reveal?

### Stay connected – download the NEW 'CNSF Congress' app today!

Access the most up-to-date information about the Congress; including schedules, session highlights, notifications, maps and much more. Log in or create an account to favorite a presentation, access your personal schedule, take notes or send feedback. Registered attendees have the added benefit of course material and evaluation surveys to claim CME credits.



Search for **CNSF Congress** in the App Store on your iPhone, iPad, or Android device. Download it for **free** and start planning your experience.

Mobile App sponsored by Paladin Labs.






# OUR MISSION:

More moments like this.

At Amylyx, our progress is measured by the moments we can give back to those living with neurodegenerative diseases. As a pharmaceutical company, that might make us a little different. But that's what inspires us to question the obvious, go against the grain, and find new ways to slow the advancement of these diseases.

Visit us at [amylyx.com](http://amylyx.com) to learn more.







# Introducing

## Pr **wakix**<sup>®</sup>

(pitolisant hydrochloride tablets)

**The FIRST and ONLY histamine 3 (H3) receptor antagonist/inverse agonist indicated to treat EDS or cataplexy in patients with narcolepsy<sup>1,2\*</sup>**

- A novel pharmacologic class, a histamine H3 receptor antagonist/inverse agonist.<sup>†</sup>
- By binding to presynaptic histaminergic H3 autoreceptors, WAKIX<sup>®</sup> increases the synthesis and release of histamine as well as other neurotransmitters that promote wakefulness (e.g., acetylcholine, dopamine, norepinephrine).<sup>†</sup>

WAKIX<sup>®</sup> (pitolisant hydrochloride tablets) is indicated for the treatment of excessive daytime sleepiness (EDS) or cataplexy in adult patients with narcolepsy.<sup>1</sup>

Please consult the product monograph at [https://www.paladin-labs.com/our\\_products/Wakix\\_EN.pdf](https://www.paladin-labs.com/our_products/Wakix_EN.pdf) for important information about:

- Contraindications in patients with hypersensitivity to pitolisant hydrochloride, severe hepatic impairment and in breastfeeding patients.
- Warnings and precautions regarding QTc prolongation, drug abuse, misuse, dependence and rebound effect, driving or operating machinery, increased exposure with moderate hepatic impairment, seizures or worsening of seizures in patients with a history of epilepsy, suicidal ideation in patients with history of psychiatric disorders, renal impairment, end stage renal disease, reduced effectiveness of hormonal contraceptives, use in pregnancy, avoiding pregnancy, fertility, use in pediatrics and use in geriatrics.
- Adverse reactions, drug interactions, dosing, and conditions of clinical use.

The product monograph is also available by calling 1-888-867-7426 or by email at [medinfo@paladin-labs.com](mailto:medinfo@paladin-labs.com).

\* Comparative clinical significance is unknown. † Clinical significance is unknown.

#### References:

1. WAKIX<sup>®</sup> Product Monograph. Paladin Labs Inc. August 9, 2021.
2. Data on file. Paladin Labs Inc.



WAKIX<sup>®</sup> is a registered trademark of Bioprojet Europe Ltd.  
© 2022 Paladin Labs Inc., St-Laurent, QC  
1-888-867-7426. [www.paladin-labs.com](http://www.paladin-labs.com)



Pr **wakix**<sup>®</sup>  
(pitolisant hydrochloride tablets)

# 2022 Major Supporters

The relationships between the CNSF and its supporters and exhibitors are all based on honesty, integrity and transparency.

The CNSF relies on the support it receives from all industry sectors throughout the year in their provision of unrestricted and unconditional grants to the CNSF; at our Congress, through our Journal and in our other CPD activities; especially our highly successful Webinars.

The CNSF's major supporters are listed below, none of whom have had any input into the CNSF's CPD programs, the Congress, or the Journal. Most importantly, our Congress courses, programs and speakers are selected independently by our Scientific Program and Professional Development Committees and ultimately approved by each Society and the CNSF Board.

## Thank you to:

### DIAMOND

- ▶ **Novartis Pharmaceuticals Canada Inc**  
for support of the 2022 CNSF prepOSCE Program, a 2022 Webinar, two 2022 Congress Lunch 'n Learns, 2 Congress Exhibit Booths, and Neuro|News advertising.

### PLATINUM

- ▶ **Amylyx**  
for support of a 2022 Congress Lunch 'n Learn, 2 Congress Exhibit Booths, Neuro|News and VEH advertising, and a Section 3 Webinar planned for later in 2022.

### GOLD

- ▶ **Alexion Pharma Canada**  
for support of a 2022 Congress Lunch 'n Learn, a Congress Exhibit Booth, Neuro|News advertising and Lanyard sponsorship.
- ▶ **Allergan an Abbvie Company**  
for support of a 2022 Congress Lunch 'n Learn, 2 Congress Exhibit Booths, Neuro|News advertising and post card.
- ▶ **Alnylam Pharmaceuticals**  
for the support of a fall 2020 Webinar, a 2021 Lunch 'n Learn and 3 Exhibit booths.
- ▶ **Integra Canada**  
for support of a 2022 Congress Lunch 'n Learn, 2 Congress Exhibit Booths, Neuro|News advertising and 2021/22 Webinars.
- ▶ **Eli Lilly Canada**  
for the support of 3 fall 2020 Webinars, a 2021 Lunch 'n Learn and 3 Exhibit booths.

- ▶ **Medtronic Canada**  
for support of a 2022 Congress Lunch 'n Learn and 3 Congress Exhibit Booths.

- ▶ **Mitsubishi Tanabe Pharma Canada**  
for support of a 2022 Webinar, a Congress Exhibit Booth, Neuro|News advertising and post card.

- ▶ **Paladin labs Inc.**  
for sponsorship of the 2022 Congress Course Notes web site, the 2022 Congress App, a Congress Exhibit Booth, Neuro|News advertising and an accredited webinar session.

### SILVER

- ▶ **MD Financial Management and Scotiabank Healthcare+**  
for sponsorship of the 2022 Congress Exhibitors' Reception and the Residents' and Faculty Social, a Congress Exhibit Booth, Neuro|News advertising, the purchase of advertising in each issue of the Canadian Journal of Neurological Sciences (CJNS) and Webinar support.
- ▶ **Sobi Canada Inc.**  
for support of the 2022 Congress Grand Rounds, 2022 Congress Delegate Gift, Neuro|News advertising and a Congress Exhibit Booth.
- ▶ **UCB Canada Inc.**  
for support of the 2022 CNSF prepOSCE Program.

### BRONZE

- ▶ **NovaSignal**  
for support of a 2022 Congress Learning Session..
- ▶ **Teva Canada Innovation**  
for a Congress Exhibit Booth and Neuro|News advertising.



# Thank you to our 2022 Major Supporters

## DIAMOND



## PLATINUM



## GOLD



Mitsubishi Tanabe Pharma Canada



## SILVER



## BRONZE

